



Expertise Applied | Answers Delivered

Mar. 30th, 2015

RE: LFPCN41229

TO: our valued customers

From: Littelfuse Product Management Team

Subject: LFPCN41229- Alternative Assembly Location Approval

Notification of alternative assembly facility approval for some unidirectional TVS Part Numbers of DO-214AC, DO-214AA Package to enable capacity expansion and fulfill rush demand .

Qualification efforts are completed and All affected products have been fully qualified in accordance with established performance and reliability criteria.

There is NO die change at all , both assembly sites uses current Wuxi in-house chips, however there is a minor outline dimension difference , but both outline dimension from in-house assembly and outsource assembly site comply to JEDEC standard , Please refer to subsequent page for outline dimension difference comparison , refer to attachment for affected parts number List.

The new Facility will begin shipments starting in July 1st 2015, Full qualification data and/or samples will be available upon request.

Form, fit, function changes: Slight outline difference, please check qualification report

Part number changes: None

Effective date: July 1st, 2015

Replacement products: N/A

Last time buy: N/A

This notification is for your information and acknowledgement. If you have any other questions or concerns, please contact Meng Wang, Assistant Product Manager.

We value your business and look forward to assisting you

Best Regards,

Meng Wang

Assistant Product Marketing Manager,
Tel: +86 510 85277701, extension 7955
Mwang3@littelfuse.com



800 E. Northwest Highway Des Plaines, IL 60016

Product/Process Change Notice (PCN)

PCN#: LFPCN41229 **Date:** Mar 30th 2015
Product Identification:
Littelfuse TVS DO-214AA, DO-214AC package
Implementation Date for Change:
July 1st 2015

Contact Information
Name: Meng Wang
Title: Assistant Product Manager
Phone #: +86 510 87277955
Fax#: +86 510 85277700
E-mail: mwan3@littelfuse.com

Category of Change:

- Assembly Process
- Data Sheet
- Technology
- Discontinuance/Obsolescence
- Equipment
- Manufacturing Site
- Raw Material
- Testing
- Fabrication Process
- Other: _____

Description of Change:

Littelfuse would notify you that Goodark assembly facility is qualified as an Littelfuse alternative assembly ,Testing and packing facility for Unidirectional TVS of DO-214AC, DO-214AA Package .
There is no electrical parameter change, but outline has minor difference both comply to JEDEC standard, all relevant details are included in the supplemental qualification report page

Important Dates:

- Qualification Samples Available: Mar 30th 2015 Last Time Buy: N/A
- Final Qualification Data Available: Mar 30th 2015
- Date of Final Product Shipment:

Method of Distinguishing Changed Product

- Product Mark,
- Date Code, 5G6xx
- Other,

Demonstrated or Anticipated Impact on Form, Fit, Function or Reliability:

N/A

LF Qualification Plan/Results:

Please refer to supplemental page

Customer Acknowledgement of Receipt: Littelfuse requests you acknowledge receipt of this PCN. In your acknowledgement, you can grant approval or request additional information. Littelfuse will assume the change is acceptable if no acknowledgement is received within 30 days of this notice. Lack of any additional response within 90 days of PCN issuance further constitutes acceptance of the change.

Littelfuse, WX
 East 3# Zhen Fa 6 Road
 Shuo Fang Industrial Park
 Wuxi, Jiangsu 214142

Product Qualification Report

To: Those who may concern
 From: Changjun Tang, Product Engineer, Littelfuse, Wuxi
 Date: March 09,2015

Purpose:

This report is to inform the successful qualification test results associated with TVS DO-214AC&DO-214AA uni-directional single die Product Series in outsource plant.

1. Qualification Types (Test Vehicle)

Product Series	Representative Test Sample Part Numbers	Package (Assembly Location)
Commercial TVS	SMAJ5.0A	DO-214AC (Wuxi)
	SMAJ12A	DO-214AC (Wuxi)
	SMAJ6J12A	DO-214AC (Wuxi)
	SMBJ13A	DO-214AA (Wuxi)
	SMBJ15A	DO-214AA (Wuxi)
	P6SMB68A	DO-214AA (Wuxi)

2. Qualification Test Items and Result Summary:

Test Category	Description	Sample P/N	Sample Qty	Littelfuse test Ref#	Contents/Conditions	Result Summary
Parametric	Electrical Parameters	SMAJ5.0A	270	68087	VBR, IR	100% meet published spec.
		SMAJ12A	270	64493		
		SMAJ6J12A	270	67779		
		SMBJ13A	270	67779		
		SMBJ15A	270	68376		
		P6SMB68A	270	67783		
Surge IPP test	10X1000us Surge Out	SMAJ12A	10	64495	+/- 1 hit, from rated IPP, 0.1 IPP step	100% passing at 1.1xRated IPP
		SMAJ6J12A	10	67780		
		SMBJ13A	10	67780		
		SMBJ15A	10	68377		
		P6SMB68A	10	67785		

Reliability Test	Pre-condition (PC)	SMAJ5.0A	120	68087	SMD qualification parts for TC,AC,H3TRB	0% failure at MSL Level 1
		SMAJ12A	120	64493		
		SMAJ6J12A	120	67779		
		SMBJ13A	120	67779		
		SMBJ15A	120	68376		
		P6SMB68A	120	67783		
	DC Blocking (HTRB)	SMAJ5.0A	40	68087	150°C, VR	0% failure at 1008 hours
		SMAJ12A	40	64493		
		SMAJ6J12A	40	67779		
		SMBJ13A	40	67779		
		SMBJ15A	40	68376		
		P6SMB68A	40	67783		
	High Temp Storage (HTSL)	SMAJ5.0A	40	68087	150°C, no bias	0% failure at 1008 hours
		SMAJ12A	40	64493		
		SMAJ6J12A	40	67779		
		SMBJ13A	40	67779		
		SMBJ15A	40	68376		
		P6SMB68A	40	67783		
	Biased Temp & Humidity (H3TRB)	SMAJ5.0A	40	68087	VR@85C,85%RH	0% failure at 1008 hours
		SMAJ12A	40	64493		
		SMAJ6J12A	40	67779		
		SMBJ13A	40	67779		
		SMBJ15A	40	68376		
		P6SMB68A	40	67783		
	Autoclave	SMAJ5.0A	40	68087	TA = 121°C, RH =100%, 15psig	0% failure at 96 hours
		SMAJ12A	40	64493		
		SMAJ6J12A	40	67779		
SMBJ13A		40	67779			
SMBJ15A		40	68376			
P6SMB68A		40	67783			
MSL	SMAJ12A	10	64495	260C/Steam	0% failure at MSL Level 1	
	P6SMB68A	10	64495			
Temp Cycle	SMAJ5.0A	40	68087	-55°C&150°C (air to air)	0% failure at 1000 cycles	
	SMAJ12A	40	64493			
	SMAJ6J12A	40	67779			
	SMBJ13A	40	67779			
	SMBJ15A	40	68376			
	P6SMB68A	40	67783			
Solderability	SMAJ12A	10	64495	Both B and D test methods	0% failure after Solderability	
	P6SMB68A	10	64495			
Resistance to	SMAJ5.0A	30	68087	260°C, 10 seconds	0% failure	

	Solder Heat (RSH)	SMAJ12A	30	64493		after RSH
		SMAJ6J12A	30	67779		
		SMBJ13A	30	67779		
		SMBJ15A	30	68376		
		P6SMB68A	30	67783		
	External Inspection	SMAJ5.0A	270	68087	Inspect parts construction, marking and workmanship.	0% failure after inspection
		SMAJ12A	270	64493		
		SMAJ6J12A	270	67779		
		SMBJ13A	270	67779		
		SMBJ15A	270	68376		
	Destructive Physical Analysis(DPA)	SMAJ12A	10	64495	Completed H3TRB	0% failure
P6SMB68A		10	64495			

3. Conclusion

According to the above qualification test results, Littelfuse concluded that the product series which completed by outsource passed the all Reliability Test at WTC Lab. Outsource will be ready to start mass production in July 2015.

4. MTBF Calculation

Estimate of Failure Rate, MTBF, FITS for a Given Operation Temperature (**See note**)

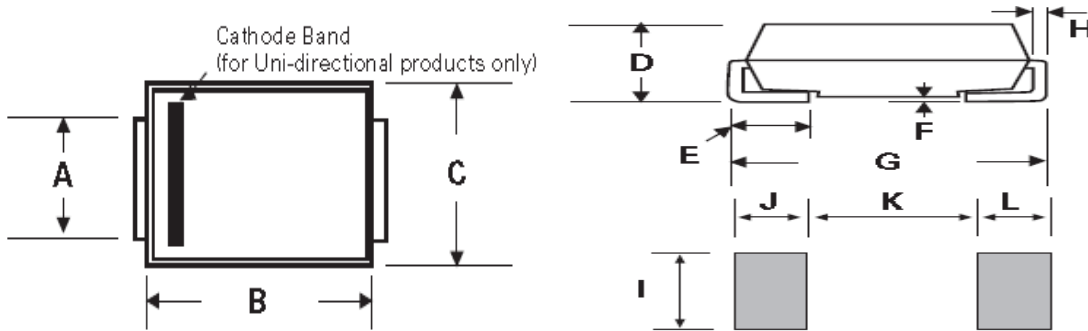
Temp °C	% FR/khrs	MTBF (K)	FITS
30	0.000015	6837954.97	0.15
60	0.0005	217753.30	4.59
80	0.0033	30288.83	33.02
100	0.019	5205.12	192.12
125	0.135	738.62	1353.88
150	0.758	132.01	7575.15

Note: The **Mean-Time-Between-Failure** (MTBF) in hours and the percent failure rate per 1008 hours (%FR/chr) are computed at a 60% confidence level using the chi square method and the Arrhenius derating model for various junction operating temperatures. For the calculations, a value of 1 eV was used for the activation energy.

There will be some change for the products in outsource and just as below:

1. Appearance

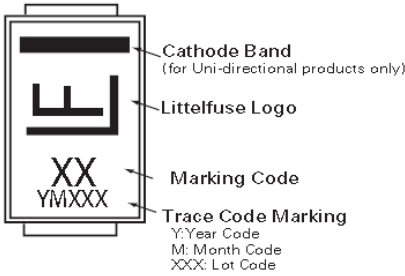
1.1. Actual dimension change and update datasheet




SMA/DO-214AC	Littelfuse				Outsource			
	Inches		Millimeters		Inches		Millimeters	
	Min	Max	Min	Max	Min	Max	Min	Max
A	0.049	0.065	1.250	1.650	No change			
B	0.157	0.177	3.990	4.500	0.157	0.181	4.000	4.600
C	0.100	0.110	2.540	2.790	0.095	0.104	2.400	2.650
D	0.078	0.090	1.980	2.290	0.075	0.089	1.900	2.250
E	0.030	0.060	0.780	1.520	No change			
F	-	0.008	-	0.203	No change			
G	0.194	0.208	4.930	5.280	0.189	0.205	4.800	5.200
H	0.006	0.012	0.152	0.305	No change			
I	0.070	-	1.800	-	No change			
J	0.082	-	2.100	-	No change			
K	-	0.090	-	2.300	No change			
L	0.082	-	2.100	-	No change			
SMB/DO-214AA	Littelfuse				Outsource			
Dimensions	Inches		Millimeters		Inches		Millimeters	
	Min	Max	Min	Max	Min	Max	Min	Max
A	0.077	0.086	1.950	2.200	0.076	0.082	1.930	2.080
B	0.160	0.180	4.060	4.570	0.167	0.187	4.250	4.750
C	0.130	0.155	3.300	3.940	No change			
D	0.084	0.096	2.130	2.440	0.078	0.103	1.990	2.610
E	0.030	0.060	0.780	1.520	No change			
F	-	0.008	-	0.203	No change			
G	0.205	0.220	5.210	5.590	No change			
H	0.006	0.012	0.152	0.305	No change			
I	0.089	-	2.260	-	No change			
J	0.085	-	2.160	-	No change			
K	-	0.107	-	2.740	No change			
L	0.085	-	2.160	-	No change			

1.2. Marking change

Part Marking System



SMA/DO-214AC Marking



SMB/DO-214AA Marking




Will change the trace code marking from YMXXX to YM6XX and number 6 is the outsource code.

2. Process change

Process	Littelfuse	Outsource
Dicing	None tape	Blue tape cutting
Soldering	Manual soldering boat	Die-bonding
Molding	Molding profile for Littelfuse epoxy	Molding profile for outsource epoxy
Trim form	Trim form per Littelfuse process	Trim form per goodark process
Plating	Barrel plating	Rack plating
Test	per Littelfuse test spec and flow	per Littelfuse test spec and flow

2.1. The method loading method will be changed to adapt outsource process, so the dicing and soldering process is different

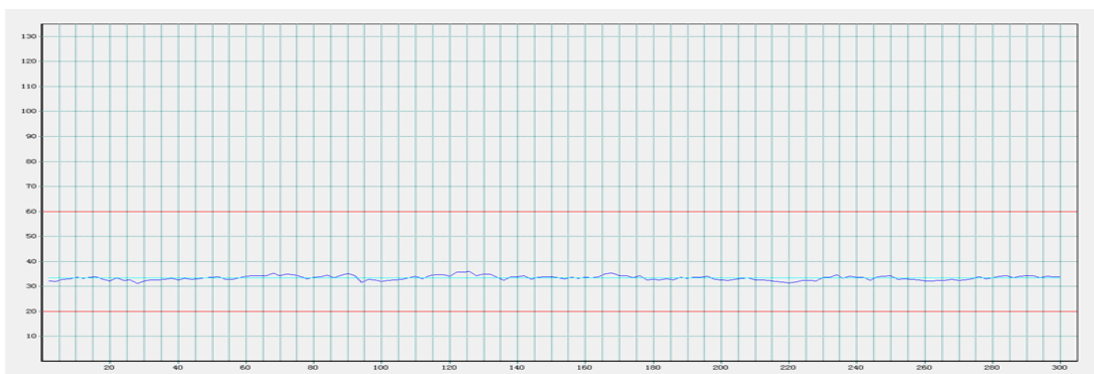



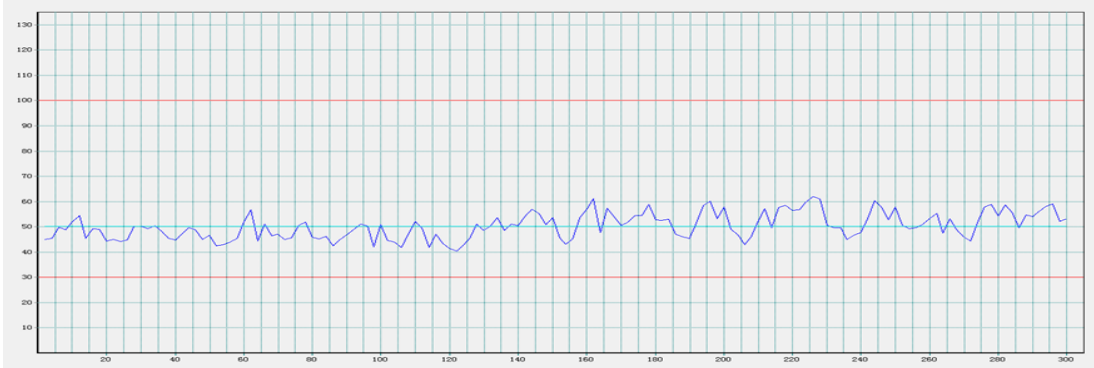
2.2. The outside plating in outsource is racking plating.

3. Packing


Packing	Littelfuse	Outsource
Tape	Cold seal carrier tape for SMA Hot seal carrier tape for SMB	Hold seal carrier tape for SMA&SMB
Reel	Littelfuse blue plastic tape, 13 inches	Outsource blue plastic tape, 13 inches
Internal pizza box	Per littelfuse	Per littelfuse
Label on pizza box	70mmx38mm, Front is internal font B, font size is 12 Bar code is code 128(B), height is 4.6mm	70mmx40mm, Front is Arial, font size is 12 Bar code is code 128(B), height is 4.57mm
Outside carton Box	Per Littelfuse	Per Littelfuse

3.1. The carrier pull force also change from 20~60g to 30~100g because Change SMA/DO-214AC series carrier tape to hot seal carrier tape.






3.2. The blue plastic tape will change to outsource tape and the dimension will not change.



3.3. The label on internal pizza box is changed and print the QC signet on the label.



Approvals:

Changjun Tang
TVS Product Engineer
Littelfuse, WUXI

Zhiwei Wang
Product Engineer Manager
Littelfuse, WUXI

AFFECTED MPNS

SMAJ5.0A
SMAJ6.0A
SMAJ6.5A
SMAJ7.0A
SMAJ7.5A
SMAJ8.0A
SMAJ8.5A
SMAJ9.0A
SMAJ10A
SMAJ11A
SMAJ12A
SMAJ13A
SMAJ14A
SMAJ15A
SMAJ16A
SMAJ17A
SMAJ18A
SMAJ20A
SMAJ22A
SMAJ24A
SMAJ26A
SMAJ28A
SMAJ30A
SMAJ33A
SMAJ36A
SMAJ40A
SMAJ43A
SMAJ45A
SMAJ48A
SMAJ51A
SMAJ54A
SMAJ58A
SMAJ60A
SMAJ64A
SMAJ70A
SMAJ75A
SMAJ78A
SMAJ85A
SMAJ90A
SMAJ100A
SMAJ110A
SMAJ120A
SMAJ130A
SMAJ150A
SMAJ160A
SMAJ170A
SMAJ180A
SMAJ200A
SMAJ220A
SMAJ250A
P4SMA6.8A

P4SMA7.5A
P4SMA8.2A
P4SMA9.1A
P4SMA10A
P4SMA11A
P4SMA12A
P4SMA13A
P4SMA15A
P4SMA16A
P4SMA18A
P4SMA20A
P4SMA22A
P4SMA24A
P4SMA27A
P4SMA30A
P4SMA33A
P4SMA36A
P4SMA39A
P4SMA43A
P4SMA47A
P4SMA51A
P4SMA56A
P4SMA62A
P4SMA68A
P4SMA75A
P4SMA82A
P4SMA91A
P4SMA100A
P4SMA110A
P4SMA120A
P4SMA130A
P4SMA150A
P4SMA160A
P4SMA170A
P4SMA180A
P4SMA200A
P4SMA220A
P4SMA250A
SMA6J12A
SMA6J5.0A
SMAJ14A-
SMAJ14AHF
SMAJ24A-N
SMAJ30A-N
SMAJ60A-N
SMBJ5.0A
SMBJ6.0A
SMBJ6.5A
SMBJ7.0A
SMBJ7.5A
SMBJ8.0A
SMBJ8.5A

SMBJ9.0A
SMBJ10A
SMBJ11A
SMBJ12A
SMBJ13A
SMBJ14A
SMBJ15A
SMBJ16A
SMBJ17A
SMBJ18A
SMBJ20A
SMBJ22A
SMBJ24A
SMBJ26A
SMBJ28A
SMBJ30A
SMBJ33A
SMBJ36A
SMBJ40A
SMBJ43A
SMBJ45A
SMBJ48A
SMBJ51A
SMBJ54A
SMBJ58A
SMBJ60A
SMBJ64A
SMBJ70A
SMBJ75A
SMBJ78A
SMBJ85A
SMBJ90A
SMBJ100A
SMBJ110A
SMBJ120A
SMBJ130A
SMBJ150A
SMBJ160A
SMBJ170A
SMBJ180A
SMBJ188A
SMBJ200A
SMBJ220A
SMBJ250A
P6SMB6.8A
P6SMB7.5A
P6SMB8.2A
P6SMB9.1A
P6SMB10A
P6SMB11A
P6SMB12A
P6SMB13A

P6SMB15A
P6SMB16A
P6SMB18A
P6SMB20A
P6SMB22A
P6SMB24A
P6SMB27A
P6SMB30A
P6SMB33A
P6SMB36A
P6SMB39A
P6SMB43A
P6SMB47A
P6SMB51A
P6SMB56A
P6SMB58A
P6SMB62A
P6SMB68A
P6SMB75A
P6SMB82A
P6SMB91A
P6SMB100A
P6SMB110A
P6SMB120A
P6SMB130A
P6SMB150A
P6SMB160A
P6SMB170A
P6SMB180A
P6SMB200A
P6SMB220A
P6SMB250A
P6SMB300A
SMBJ5.0A-N
SMBJ70A-N
P6SMB75A-N