



PRODUCT APPLICATION NOTES FOR SERIES 9286 WIRE TO WIRE CONNECTORS

1. SPECIFICATION DISTRIBUTION

No restrictions for issue

2. SCOPE

This specification contains the application notes for the 9286 poke home wire to wire connector.

Both thru wire and junction box versions are included.

3. PRODUCTS

00-9286-00X-203-X06S thru wire connectors, (connects pairs of wires) standard colour white.

00-9286-00X-253-X06S junction box connectors (shorts all wires together) standard colour red.


For wire details refer to product specification 201-01-171.



AVX CONFIDENTIAL PROPRIETARY
The document on this print and information therewith are PROPRIETARY to AVX and shall not be copied or disclosed in whole or in part without AVX's written consent.

Note: The connectors in this product series are available in standard white (thru wire version) and red (junction box version).

The colours used in this document are for illustration purposes only.

| | | | | | |
|--|--------|-----------|------------|-----------------------------------|----------|
|  © AVX Not to be disclosed or copied without written permission | 102966 | 15-Mar-16 | Compile | Description | Page |
| | | | NCH | 9286-200 Application Notes | 1 |
| | | | Size | Specification Number | Issue |
| | | | AV | 201-01-172 | A |

4 PRODUCT RANGE

4.1 THRU WIRE CONNECTORS



Available in 1, 2, 3, 4, 5 and 6 way sizes.



4.2 JUNCTION BOX CONNECTORS



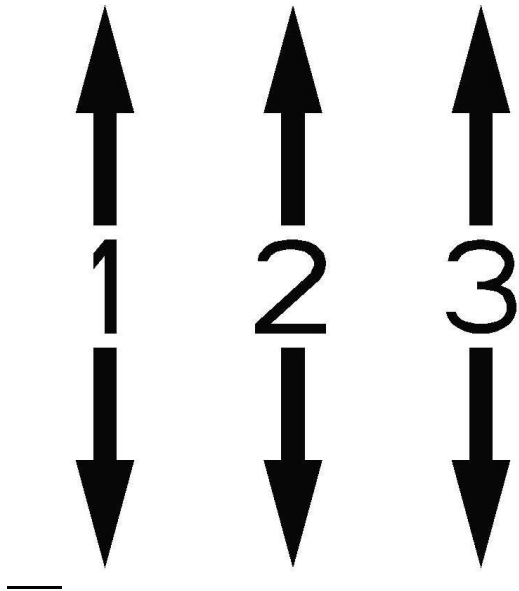
Available in 4, 6 and 8 way options.

AVX CONFIDENTIAL PROPRIETARY
 The document on this print and information therewith are PROPRIETARY to AVX and shall not be copied or disclosed in whole or in part without AVX's written consent.


| | | | | | |
|--|--------|-----------|------------|-----------------------------------|----------|
| <p>© AVX</p> <p>Not to be disclosed or copied without written permission</p> | 102966 | 15-Mar-16 | Compile | Description | Page |
| | | | NCH | 9286-200 Application Notes | 2 |
| | | | Size | Specification Number | Issue |
| | | | AV | 201-01-172 | A |

5 INTERNAL CONNECTIONS

5.1 THRU WIRE CONNECTOR



Thru wire connector, internal connection allows a pair of wires – one wire in to one wire out connection only. Each connection is numbered to assist with identification. Connectors available to link 1, 2, 3, 4, 6 and 8 pairs of wires. 3 way shown.

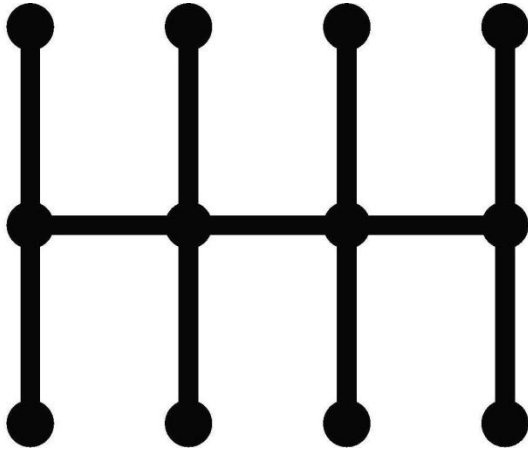


Wires in pairs, one in and one out.

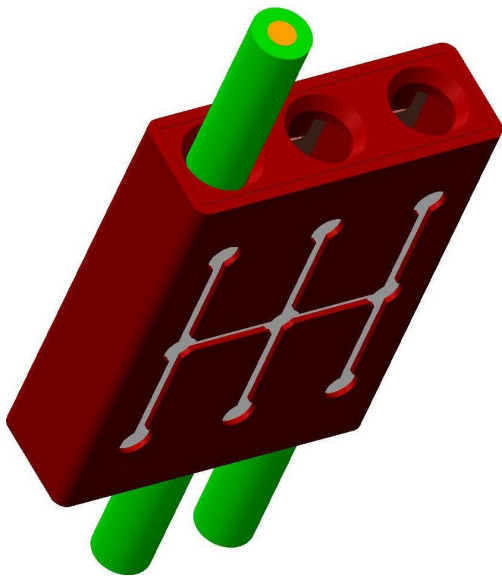
AVX CONFIDENTIAL PROPRIETARY
The document on this print and information therewith are PROPRIETARY to AVX and shall not be copied or disclosed in whole or in part without AVX's written consent.

| | | | | | |
|---|--------|-----------|------------|-----------------------------------|----------|
| © AVX Not to be disclosed or copied without written permission | 102966 | 15-Mar-16 | Compile | Description | Page |
| | | | NCH | 9286-200 Application Notes | 3 |
| | | | Size | Specification Number | Issue |
| | | | AV | 201-01-172 | A |

5.2 JUNCTION BOX CONNECTOR




Junction box connector, internal connection between all wires in/out. Connectors available to inter-connect 4, 6 and 8 wires. 8 way shown.



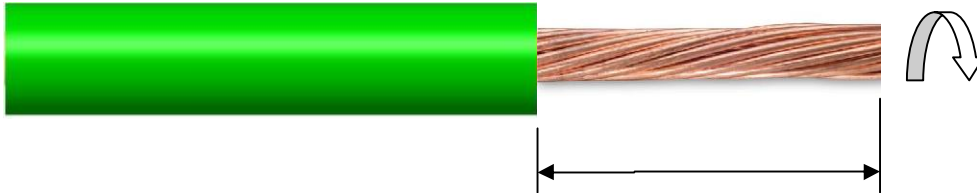
Wires in any position, all interconnected.

AVX CONFIDENTIAL PROPRIETARY
The document on this print and information therewith are PROPRIETARY to AVX and shall not be copied or disclosed in whole or in part without AVX's written consent.

| | | | | | |
|--|--------|-----------|------------|-----------------------------------|----------|
|  © AVX Not to be disclosed or copied without written permission | 102966 | 15-Mar-16 | Compile | Description | Page |
| | | | NCH | 9286-200 Application Notes | 4 |
| | | | Size | Specification Number | Issue |
| | | | AV | 201-01-172 | A |

6 WIRE INSERTION – ALL CONNECTORS

6.1 WIRE PREPERATION




Insulation strip length 3.5mm to 4.5mm.
Stranded wire – recommended to twist wires together.

For small stranded wires it is important to make sure the wire is tightly twisted and straight. These wires may alternatively be tinned (tinning must be smooth and not greater 1.05mm diameter).

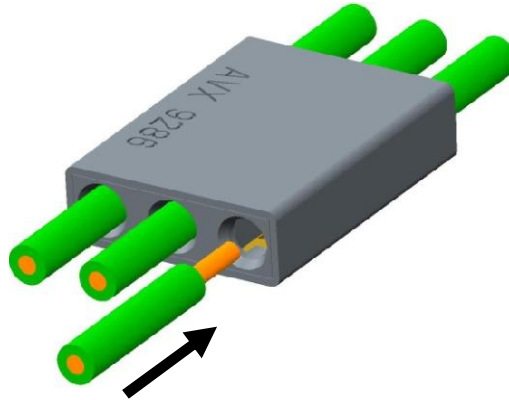
Note: for wires with insulation greater than 2.10mm diameter use a strip length 6.5mm to 7.5mm.

AVX CONFIDENTIAL PROPRIETARY
The document on this print and information therewith are PROPRIETARY to AVX and shall not be copied or disclosed in whole or in part without AVX's written consent.


| | | | | | |
|--|--------|-----------|------------|-----------------------------------|----------|
|  © AVX Not to be disclosed or copied without written permission | 102966 | 15-Mar-16 | Compile | Description | Page |
| | | | NCH | 9286-200 Application Notes | 5 |
| | | | Size | Specification Number | Issue |
| | | | AV | 201-01-172 | A |

6.2 WIRE INSERTION

1. Standard assembly, insert wires straight into positions required, insulator should always be under-flush with face of connector. For small wires the wire should be gripped as close to connector as possible.




2. When using wire with insulation greater than 2.10mm diameter wire insulation will butt on face of connector.




Wire insulation butts on face of connector.

AVX CONFIDENTIAL PROPRIETARY

The document on this print and information therewith are PROPRIETARY to AVX and shall not be copied or disclosed in whole or in part without AVX's written consent.


| | | | | | |
|--|--------|-----------|------------|-----------------------------------|----------|
|  © AVX Not to be disclosed or copied without written permission | 102966 | 15-Mar-16 | Compile | Description | Page |
| | | | NCH | 9286-200 Application Notes | 6 |
| | | | Size | Specification Number | Issue |
| | | | AV | 201-01-172 | A |

7 WIRE EXTRACTION



To remove a wire twist and pull in line with connector until wire is free. Wires should be cut and re-stripped before further use.

AVX CONFIDENTIAL PROPRIETARY
The document on this print and information therewith are PROPRIETARY to AVX and shall not be copied or disclosed in whole or in part without AVX's written consent.

| | | | | | |
|--|--------|-----------|------------|-----------------------------------|----------|
|  © AVX Not to be disclosed or copied without written permission | 102966 | 15-Mar-16 | Compile | Description | Page |
| | | | NCH | 9286-200 Application Notes | 7 |
| | | | Size | Specification Number | Issue |
| | | | AV | 201-01-172 | A |