



Product Change Notification / RMES-07TLYH580

Date:

09-Jun-2023

Product Category:

Wireless Modules

PCN Type:

Manufacturing Change

Notification Subject:

CCB 6341 Initial Notice: Qualification of MTAI as an additional final test site for selected ATWINC15x0B and ATWILC1000B device families available in 40L VQFN (5x5x0.9mm) package.

Affected CPNs:

[RMES-07TLYH580_Affected_CPN_06092023.pdf](#)
[RMES-07TLYH580_Affected_CPN_06092023.csv](#)

Notification Text:

PCN Status:Initial Notification

PCN Type:Manufacturing Change

Microchip Parts Affected:Please open one of the files found in the Affected CPNs section.
Note: For your convenience Microchip includes identical files in two formats (.pdf and .xls)

Description of Change:Qualification of MTAI as an additional final test site for selected ATWINC15x0B and ATWILC1000B device families available in 40L VQFN (5x5x0.9mm) package.

Pre and Post Change Summary:

	Pre Change	Post Change
--	------------	-------------

Final Test Site		Signetics Corporation (SIGN)	Signetics Corporation (SIGN)	Microchip Technology Thailand (HQ) (MTAI)	
Base Quantity Multiple (BQM)	Tape and Reel	4000	4000	4000	
Pin 1 Orientation		Quadrant 2	Quadrant 2	Quadrant 2	
Carrier Tape		With minor dimensional changes. <i>(Refer to Pre and Post Change comparison)</i>			
Cover Tape		With minor dimensional changes. <i>(Refer to Pre and Post Change comparison)</i>			
Plastic Reel		Dimension	With minor dimensional changes. <i>(Refer to Pre and Post Change comparison)</i>		
			Color	Black	Black
Packing Method		Refer to Pre and Post Change comparison			
Base Quantity Multiple (BQM)	Tray	490	490	490	
Pin 1 Orientation		Near chamfer	Near chamfer	Near chamfer	
Dimension		No dimensional changes. <i>(Refer to Pre and Post Change comparison)</i>			
Color		Black	Black	Black	
Packing Method		Refer to Pre and Post Change comparison			

Impacts to Data Sheet:None

Change Impact:None

Reason for Change:To improve manufacturability by qualifying MTAI as additional final test site.

Change Implementation Status:In Progress

Estimated Qualification Completion Date:July 2023

Note: Please be advised the qualification completion times may be extended because of unforeseen business conditions however implementation will not occur until after qualification has completed and a final PCN has been issued. The final PCN will include the qualification report and estimated first ship date. Also note that after the estimated first ship date guided in the final PCN customers may receive pre and post change parts.

Time Table Summary:

	June 2023					>	July 2023				
Workweek	2 2	2 3	2 4	2 5	2 6		2 7	2 8	2 9	3 0	3 1
Initial PCN Issue Date		x									
Qual Report Availability									x		
Final PCN Issue Date									x		

Method to Identify Change:Traceability code

Qualification Plan:Please open the attachments included with this PCN labeled as PCN_#_Qual_Plan.

Revision History:June 09, 2023: Issued initial notification.

The change described in this PCN does not alter Microchip’s current regulatory compliance regarding the material content of the applicable products.

Attachments:

[PCN_RMES-07TLYH580_Pre_and_Post_Change_Summary.pdf](#)
[PCN_RMES-07TLYH580_Qual_Plan.pdf](#)

Please contact your local **Microchip sales office** with questions or concerns regarding this notification.

Terms and Conditions:


If you wish to receive Microchip PCNs via email please register for our PCN email service at our **PCN home page** select register then fill in the required fields. You will find instructions about registering for Microchips PCN email service in the **PCN FAQ** section.

If you wish to change your PCN profile, including opt out, please go to the **PCN home page** select login and sign into your myMicrochip account. Select a profile option from the left navigation bar and make the applicable selections.

CCB 6341
Pre and Post Change Summary
PCN#: RMES-07TLYH580



A Leading Provider of Smart, Connected and Secure Embedded Control Solutions



SMART | CONNECTED | SECURE

Tape and Reel – BQM and Pin1 Orientation

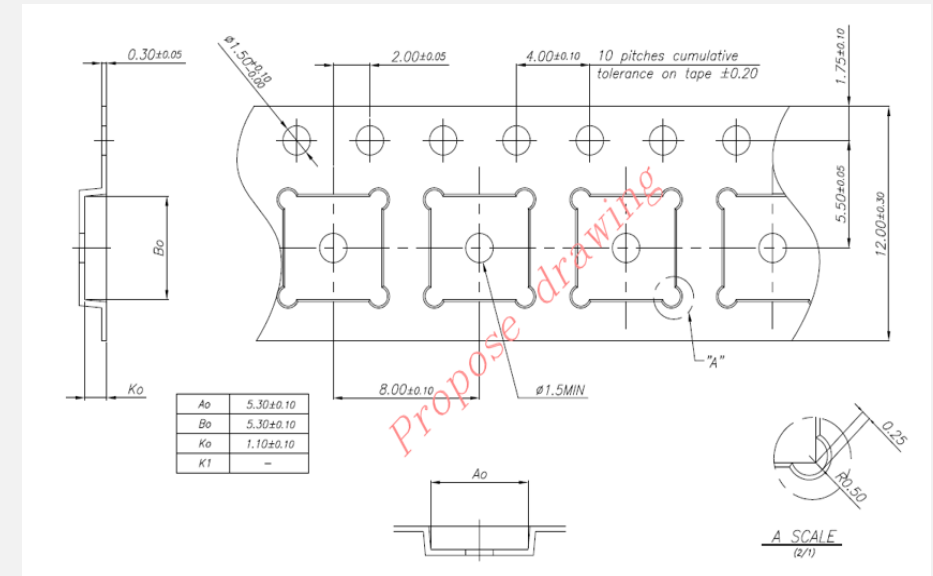
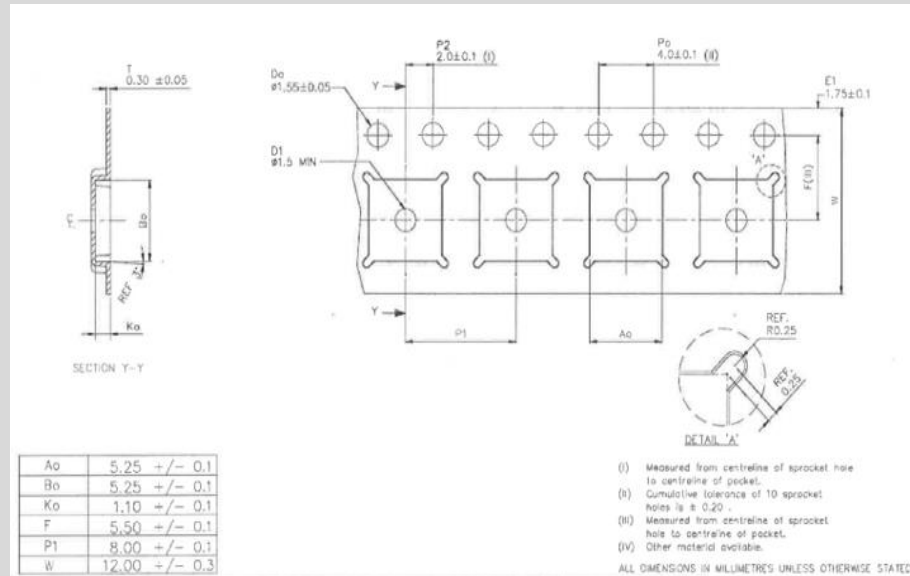
	SIGN	MTAI
Base Quantity Multiple (BQM)	4000 per reel	4000 per reel
Pin1 Orientation	Quadrant 2	Quadrant 2

Tape and Reel – Carrier Tape

SIGN

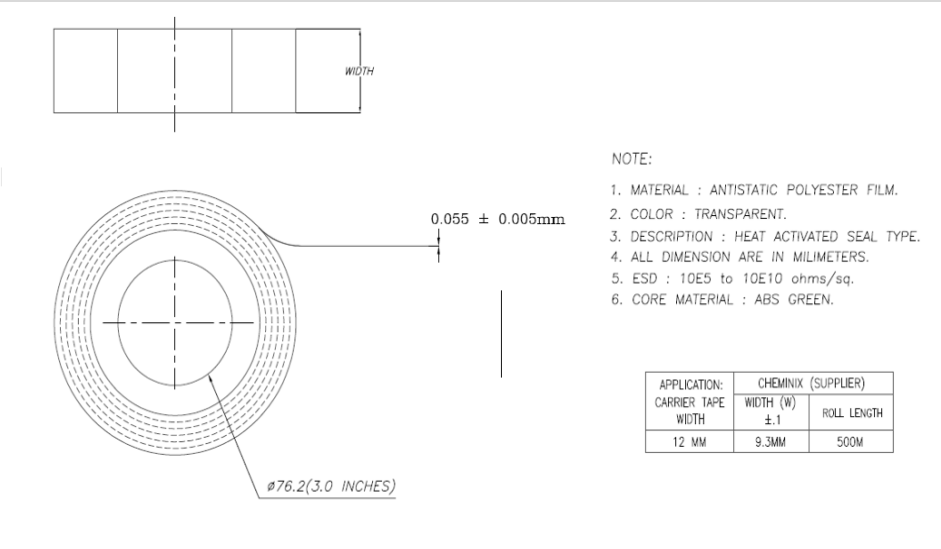
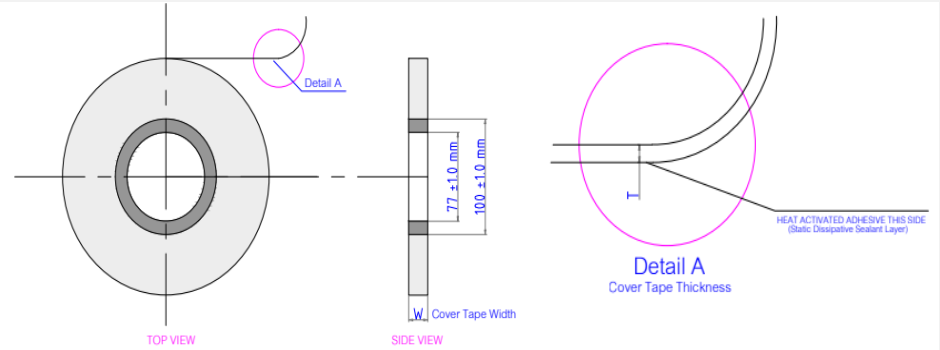
MTAI

Carrier Tape



Plant	W (mm.)	P (mm.)	A0 (mm.)	B0 (mm.)	K0 (mm.)	Thickness	BQM	Pin1
MTAI	12 ± 0.3	8 ± 0.1	5.25 ± 0.1	5.25 ± 0.1	1.10 ± 0.1	0.30 ± 0.5	4000	Quadrant 2
SIGN	12 ± 0.3	8 ± 0.1	5.30 ± 0.1	5.30 ± 0.1	1.10 ± 0.1	0.30 ± 0.05	4000	Quadrant 2

Tape and Reel – Cover Tape

	SIGN	MTAI																								
Cover Tape	<div><p>NOTE:</p><ol style="list-style-type: none">1. MATERIAL : ANTISTATIC POLYESTER FILM.2. COLOR : TRANSPARENT.3. DESCRIPTION : HEAT ACTIVATED SEAL TYPE.4. ALL DIMENSION ARE IN MILLIMETERS.5. ESD : 10E5 to 10E10 ohms/sq.6. CORE MATERIAL : ABS GREEN.<table><tr><td>APPLICATION:</td><td colspan="2">CHEMINIX (SUPPLIER)</td></tr><tr><td>CARRIER TAPE</td><td>WIDTH (W)</td><td>ROLL LENGTH</td></tr><tr><td>WIDTH</td><td>±.1</td><td></td></tr><tr><td>12 MM</td><td>9.3MM</td><td>500M</td></tr></table></div>	APPLICATION:	CHEMINIX (SUPPLIER)		CARRIER TAPE	WIDTH (W)	ROLL LENGTH	WIDTH	±.1		12 MM	9.3MM	500M	<div><p>NOTE:</p><ol style="list-style-type: none">1. MATERIAL : ANTISTATIC POLYESTER FILM.2. COLOR : TRANSPARENT.3. DESCRIPTION : HEAT ACTIVATED SEAL TYPE.4. ALL DIMENSION ARE IN MILLIMETERS.5. ESD : 10E5 to 10E10 ohms/sq.6. CORE MATERIAL : ABS GREEN.<table><tr><td>APPLICATION:</td><td colspan="2">CHEMINIX (SUPPLIER)</td></tr><tr><td>CARRIER TAPE</td><td>WIDTH (W)</td><td>ROLL LENGTH</td></tr><tr><td>WIDTH</td><td>±.1</td><td></td></tr><tr><td>12 MM</td><td>9.3MM</td><td>500M</td></tr></table></div>	APPLICATION:	CHEMINIX (SUPPLIER)		CARRIER TAPE	WIDTH (W)	ROLL LENGTH	WIDTH	±.1		12 MM	9.3MM	500M
APPLICATION:	CHEMINIX (SUPPLIER)																									
CARRIER TAPE	WIDTH (W)	ROLL LENGTH																								
WIDTH	±.1																									
12 MM	9.3MM	500M																								
APPLICATION:	CHEMINIX (SUPPLIER)																									
CARRIER TAPE	WIDTH (W)	ROLL LENGTH																								
WIDTH	±.1																									
12 MM	9.3MM	500M																								



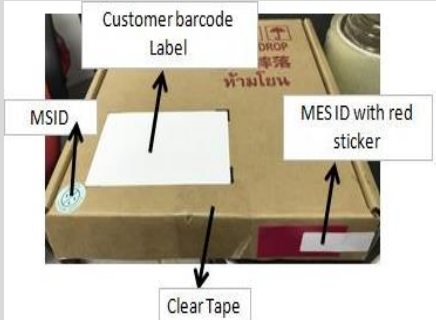






Plant	Package	Width W (mm.)	Thickness T (mm.)	Color	Sealing Methodology
MTAI	VQFN 5x5x0.9mm	9.05 +0.05 / -0.15	0.050 ±0.010	Clear	Heat Seal
SIGN	VQFN 5x5x0.9mm	9.3 ±0.1	0.055 ±0.005	Clear	Heat Seal

Tape and Reel – Plastic Reel

[illegible]

Plant	Reel Diameter (mm.)	Reel Hub Size (mm)	Reel Width Max (mm.)	Color
MTAI	330 ±2	100 ±2	18.40	Dark Blue
SIGN	330 ±2	100 ±1	18.4	Black

Tape and Reel – Packing Method

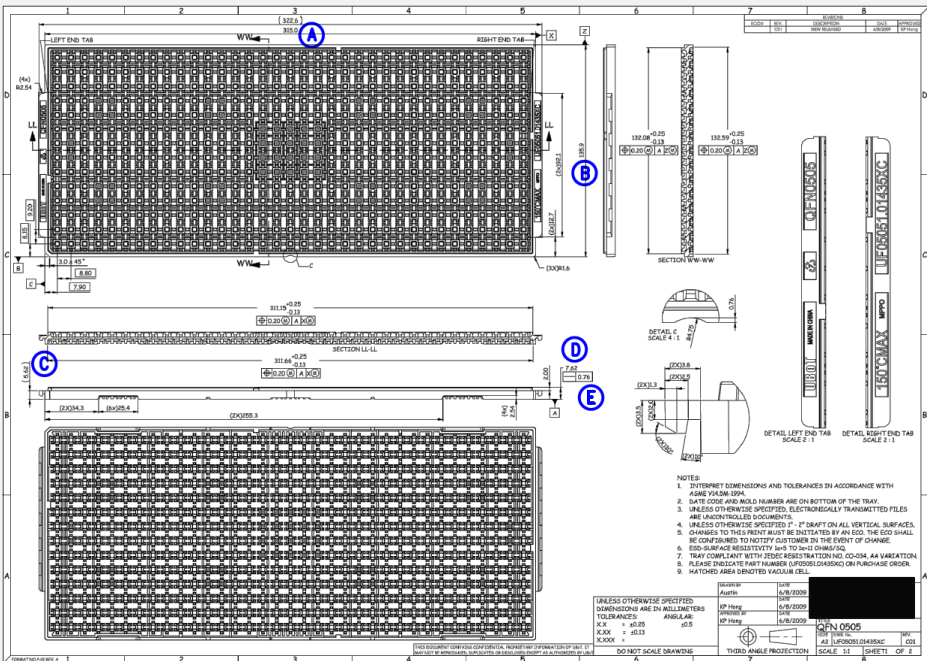
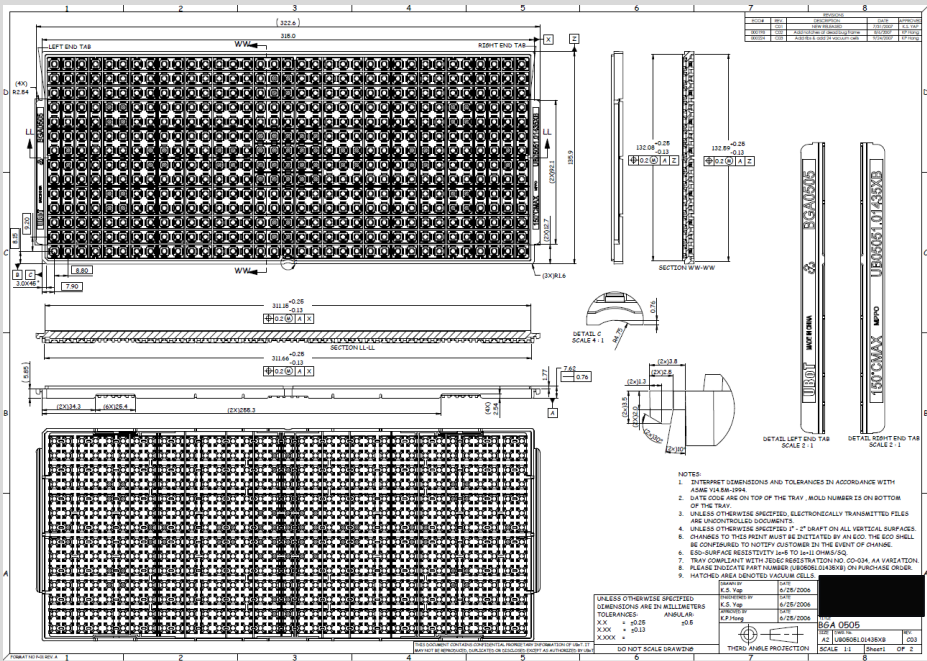
	SIGN	MTAI
Packing Method	<div>  </div>	<div>     </div>

Tray

SIGN

MTAI

Carrier Tape





Plant	Bakeable (Temp C)	Row	Col	Unit per Tray	Color	Tray Stack
MTAI	150C	14	35	490	Black	10+1
SIGN	150C	14	35	490	Black	10+1

Tray– Packing Method

SIGN

MTAI

Packing Method



Affected Catalog Part Numbers (CPN)

ATWINC1500B-MU-Y042

ATWINC1500B-MU-T042

ATWINC1510B-MU-Y042

ATWINC1510B-MU-T042

ATWILC1000B-MU-Y042

ATWILC1000B-MU-T042

ATWINC1500B-MU-Y

ATWINC1500B-MU-T

ATWINC1510B-MU-Y

ATWINC1510B-MU-T

ATWILC1000B-MU-Y

ATWILC1000B-MU-T

ATWILC1000B-MU-T01



MICROCHIP

QUALIFICATION PLAN SUMMARY

PCN #: RMES-07TLYH580

Date

May 25, 2023

**Qualification of MTAI as an additional final test site for selected
ATWINC15x0B and ATWILC1000B device families available in
40L VQFN (5x5x0.9mm) package.**

Purpose: Qualification of MTAI as an additional final test site for selected ATWINC15x0B and ATWILC1000B device families available in 40L VQFN (5x5x0.9mm) package.

CCB No. 6341

Test Name	Test Conditions	Sample Size	Qty of Lots	Fail/Accept Criteria
Bin and Yield Comparison	Test the same units at existing and destination locations and compare BIN and Yield data.	5862	1	$\leq 0.1\%$
Parametric / Characterization Comparison	Characterize the same units at existing and destination locations and compare data.	10	1	$\leq 10\%$