


Product Discontinuation Notice:

P DN.PG 33 .10.10 .2022

10.10 .202 2

Effective Date:	Immediately
Last Time Buy Date:	Dec 20, 2022
Last Eligible Ship Date:	Mar 25, 2023
Discontinuation Details:	<p>While we continue to focus on a number of our Thermal Management Solutions , regrettably we are discontinuing some of the Pyrolytic Graphite Sheet (PGS) and related , Including thinner versions of plain (bare) PGS under 70um In thickness. Semi Sealing Material product with Elastomer is also being discontinued.</p> <p>Our lineup will be aimed more at the Z direction thermal transfer (perpendicular to the plane of the sheet), rather than X -Y, heat spreading (In the plane of the sheet) . Over time the heat spreader materials have become commoditized.</p> <p>NASBIS insulation sheets are also discontinued</p> <p>70um and 100um plain (bare) PGS will remain available . All laminated / electrically insulated versions, will no longer to be available. There are a number of third party Converters that can support laminations.</p> <p>Graphite Pad and Graphite Thermal Interface Materials will continue to be available.</p>



Suggested Replacement:

None other than considering use of plain 70um or 100um and having lamination done via 3rd party Converter.

Affected Part Numbers:

EYGA□□□□□□□□

EYGS□□□□□□□□

EYGS□□□□□□07 (70um) EYGS□□□□□□10 (100um) remain available.

EYGF

NASBIT (Insulation sheet)

EYGY series (Lamination type) EYGY□□□□□□□□

EYGN series (with Graphite type) EYGN□□□□□□□□

Custom P/N's, not included in the catalog data sheet, are also discontinued as outlined above. A listing of affected P/N's is supplied with this notification.

Datasheets:

See Attached


Notes:

“PGS” Graphite Sheets

Type: EYG

“PGS (Pyrolytic Graphite Sheet)” is a thermal interface which is very thin, synthetically made, has high thermal conductivity, and is made from a highly oriented graphite polymer film. It is ideal for providing thermal management/heat-sinking in limited spaces or to provide supplemental heat-sinking in addition to conventional means.

This material is flexible and can be cut into customizable shapes. SSM(Semi-Sealing Material) is the product which is compounding PGS Graphite sheet and High thermal conductive Elastomer resin. It has a function to absorb heat by resin and release the heat by utilizing high thermal conductivity of PGS Graphite sheet. It also enables taking better attachment to the component which has different height on the electronic board, reducing stress to the electronic board.



Features

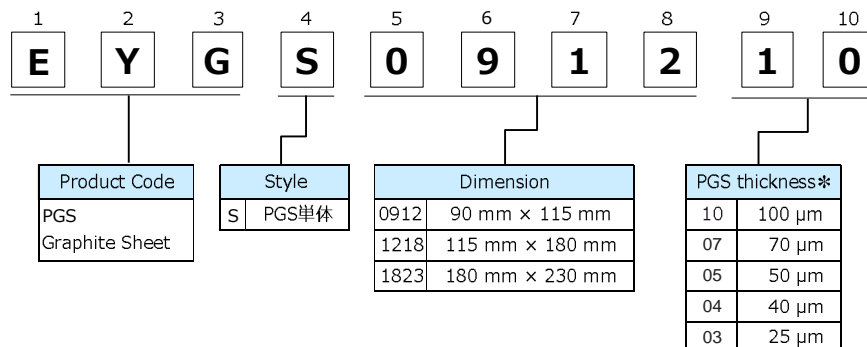
- Excellent thermal conductivity : 700 to 1950 W/(m·K)
(2 to 5 times as high as copper, 3 to 8 time as high as aluminum)
- Lightweight: Specific gravity : 0.85 to 2.13 g/cm³
(1/4 to 1/10 of copper, 1/1.3 to 1/3 of aluminum in density)
- Flexible and easy to be cut or trimmed. (withstands repeated bending)
- Low thermal resistance
- Low heat resistance with flexible Graphite sheet (SSM)
- Low repulsion and easy to keep the product's shape after attaching (SSM)
- Siloxane Free (SSM)
- High dielectric voltage : 17 kVac/mm (SSM)
- RoHS compliant

Recommended applications

- Smart phones, Mobile phones, DSC, DVC, Tablet PCs, PCs and peripherals, LED Devices
- Semiconductor manufacturing equipment (Sputtering, Dry etching, Steppers)
- Optical communications equipment

Explanation of Part Numbers

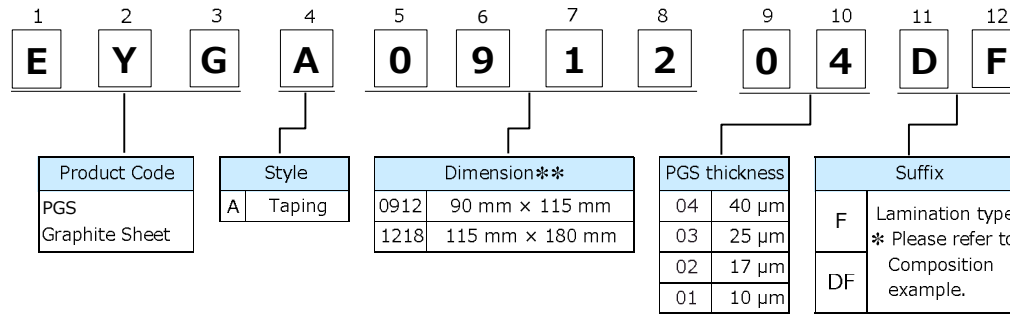
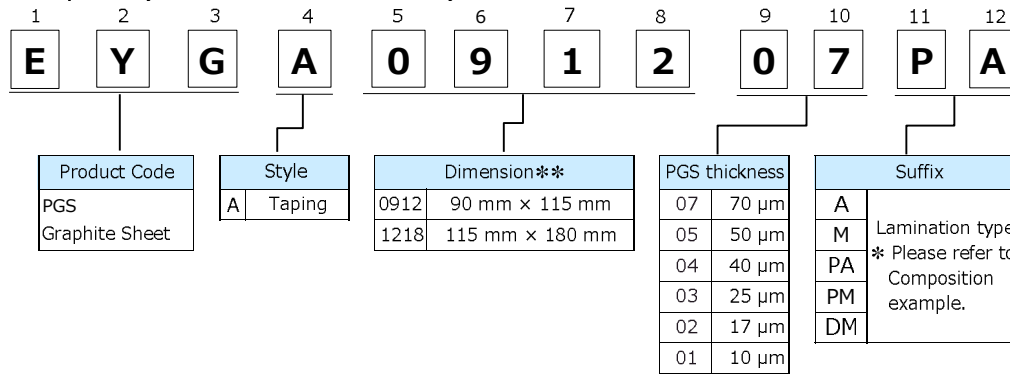
- PGS only (EYGS*****)



*PGS thickness of 17 μm, 10 μm does not than those above.

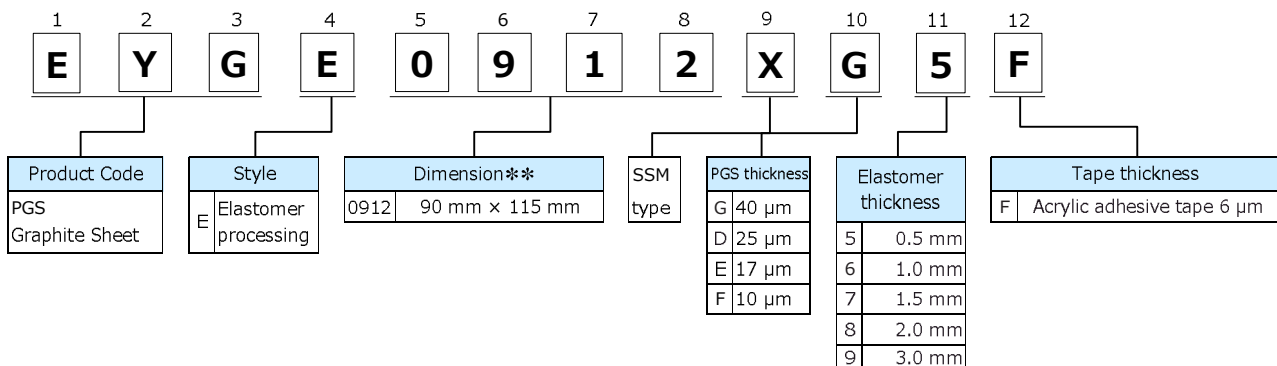
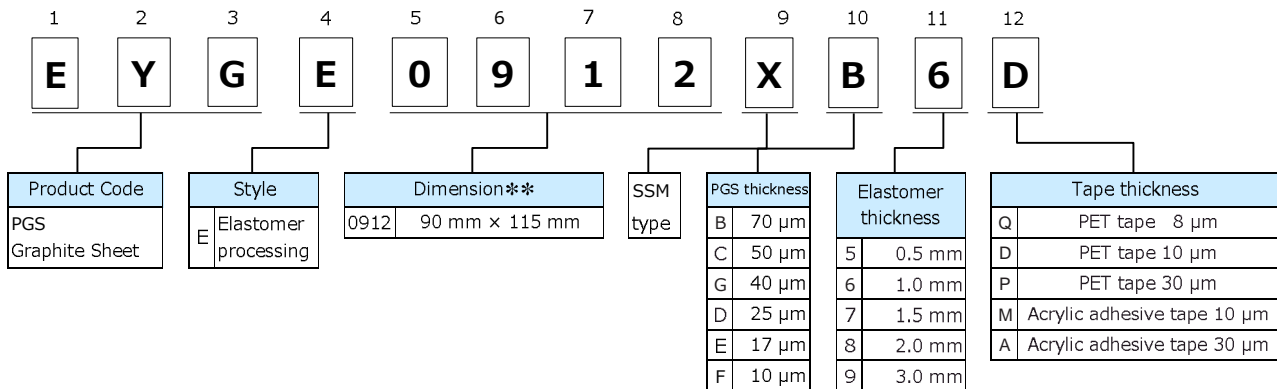
Explanation of Part Numbers

● Taping (EYGA*****)



** Please contact us for other dimensions other than those above.

● Thermally conductive elastomer processing (EYGE*****)



** Please contact us for other dimensions other than those above.

Characteristics of PGS Graphite Sheets

Thickness		100 μm	70 μm	50 μm	40 μm
		0.10±0.03 mm	0.07±0.015 mm	0.050±0.015 mm	0.040±0.012 mm
Density		0.85 g/cm ³	1.21 g/cm ³	1.70 g/cm ³	1.80 g/cm ³
Thermal conductivity	a-b plane	700 W/(m·K)	1000 W/(m·K)	1300 W/(m·K)	1350 W/(m·K)
Electrical conductivity		10000 S/cm	10000 S/cm	10000 S/cm	10000 S/cm
Extensional strength		20.0 MPa	20.0 MPa	20.0 MPa	25.0 MPa
Expansion coefficient	a-b plane	9.3×10 ⁻⁷ 1/K	9.3×10 ⁻⁷ 1/K	9.3×10 ⁻⁷ 1/K	9.3×10 ⁻⁷ 1/K
	c axis	3.2×10 ⁻⁵ 1/K	3.2×10 ⁻⁵ 1/K	3.2×10 ⁻⁵ 1/K	3.2×10 ⁻⁵ 1/K
Heat resistance*		400 °C			
Bending(angle 180,R5)		10000 cycles			

Thickness		25 μm	17 μm	10 μm
		0.025±0.010 mm	0.017±0.005 mm	0.010±0.002 mm
Density		1.90 g/cm ³	2.10 g/cm ³	2.13 g/cm ³
Thermal conductivity	a-b plane	1600 W/(m·K)	1850 W/(m·K)	1950 W/(m·K)
Electrical conductivity		20000 S/cm	20000 S/cm	20000 S/cm
Extensional strength		30.0 MPa	40.0 MPa	40.0 MPa
Expansion coefficient	a-b plane	9.3×10 ⁻⁷ 1/K	9.3×10 ⁻⁷ 1/K	9.3×10 ⁻⁷ 1/K
	c axis	3.2×10 ⁻⁵ 1/K	3.2×10 ⁻⁵ 1/K	3.2×10 ⁻⁵ 1/K
Heat resistance*		400 °C		
Bending(angle 180,R5)		10000 cycles		

* Withstand temperature refers to PGS only. (Lamination material such as PET tape etc. is not included)

** Values are for reference, not guaranteed.

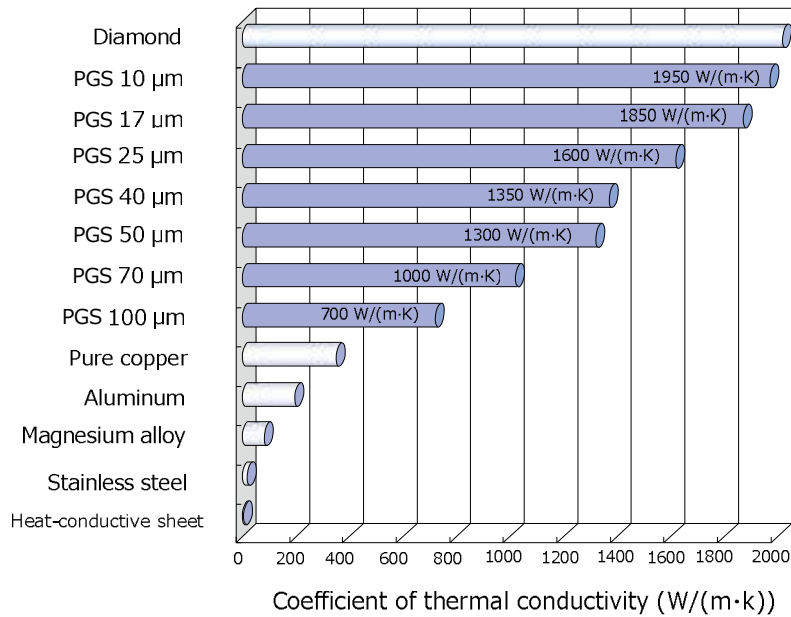
Characteristics of SSM (Elastomer)

Thickness		1 mm	2 mm	3 mm
Specific heat		1.4 J/(g·C)		
Density		1.88 g/cm ³		
Thermal conductivity		1.6 W/(m·K)**		
Thermal resistance	100 kPa	7.53 (C·cm ²)/W	14.82 (C·cm ²)/W	19.48 (C·cm ²)/W
	200 kPa	6.71 (C·cm ²)/W	13.17 (C·cm ²)/W	16.01 (C·cm ²)/W
	300 kPa	5.90 (C·cm ²)/W	10.73 (C·cm ²)/W	11.38 (C·cm ²)/W
Compressibility	100 kPa	4.93 %	4.05 %	4.43 %
	200 kPa	9.58 %	8.66 %	14.04 %
	300 kPa	18.41 %	22.13 %	40.49 %
Resistivity		> 10×10 ¹⁴ Ω·cm		
Dielectric voltage		> 17 kVac/mm		
Hardness (Type E)		39		
Adhesive force	SUS	39 mN/cm		
	Aluminum	31 mN/cm		
	Glass	38 mN/cm		

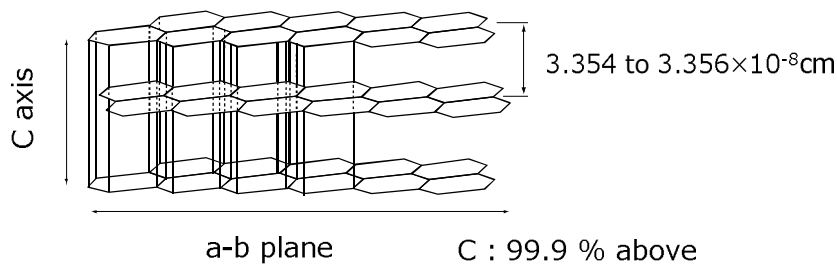
* Characteristics refer to Elastomer resin only.

** Values are for reference, not guaranteed.

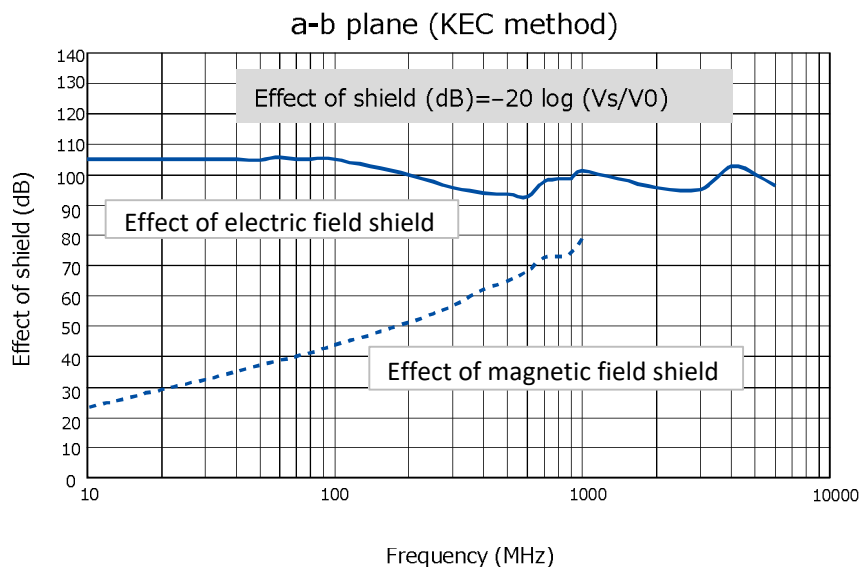
Comparison of thermal conductivity (a-b plane)



Layered structure of PGS


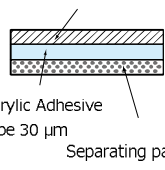
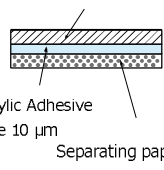
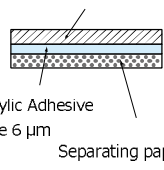


Electric field shield performance



Lamination type/Composition example

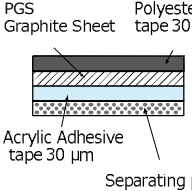
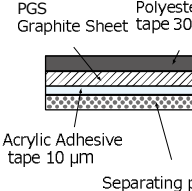
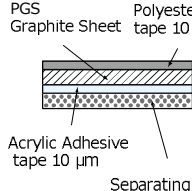
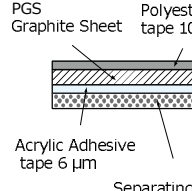
- Standard series (PGS 100, 70, 50, 40, 25, 17, 10 μm)

Type	PGS Only	Adhesive Type		
	S type	A – A type	A – M type	A – F type
Front face	-	-	-	-
Rear face	-	Insulative adhesive tape 30 μm	Insulative adhesive tape 10 μm	Insulative adhesive tape 6 μm
Structure	 <p>PGS Graphite Sheet</p>	 <p>PGS Graphite Sheet Acrylic Adhesive tape 30 μm Separating paper</p>	 <p>PGS Graphite Sheet Acrylic Adhesive tape 10 μm Separating paper</p>	 <p>PGS Graphite Sheet Acrylic Adhesive tape 6 μm Separating paper</p>
Features	<ul style="list-style-type: none"> Ⓞ High Thermal Conductivity Ⓞ High Flexibility Ⓞ Low Thermal Resistance Ⓞ Available up to 400 °C Ⓞ Conductive Material 	<ul style="list-style-type: none"> Ⓞ With insulation material on one side Ⓞ With strong adhesive tape for putting chassis Ⓞ Withstanding Voltage : 2 kV 	<ul style="list-style-type: none"> Ⓞ With insulation material on one side Ⓞ Low thermal resistance comparison with A-A type Ⓞ Withstanding Voltage : 1 kV 	<ul style="list-style-type: none"> Ⓞ With insulation material on one side Ⓞ Low thermal resistance comparison with A-A type
Withstand temperature	400 °C	100 °C	100 °C	100 °C
Standard size	115 × 180 mm	90 × 115 mm	90 × 115 mm	90 × 115 mm
Maximum size	180 × 230 mm (25 μm ~)	115 × 180 mm	115 × 180 mm	115 × 180 mm
100 μm	Part No.	EYGS121810	-	-
	Thickness	100 μm	-	-
70 μm	Part No.	EYGS121807	EYGA091207A	EYGA091207M
	Thickness	70 μm	100 μm	80 μm
50 μm	Part No.	EYGS121805	EYGA091205A	EYGA091205M
	Thickness	50 μm	80 μm	60 μm
40 μm	Part No.	EYGS121804	EYGA091204A	EYGA091204M
	Thickness	40 μm	70 μm	50 μm
25 μm	Part No.	EYGS121803	EYGA091203A	EYGA091203M
	Thickness	25 μm	55 μm	35 μm
17 μm	Part No.	-	EYGA091202A	EYGA091202M
	Thickness	-	47 μm	27 μm
10 μm	Part No.	-	EYGA091201A	EYGA091201M
	Thickness	-	40 μm	20 μm
				EYGA091204F
				EYGA091203F
				EYGA091202F
				EYGA091201F

- * Please contact us for other lamination type product.
- ** Withstanding Voltages are for reference, not guaranteed.

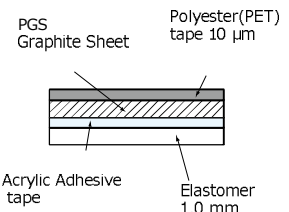
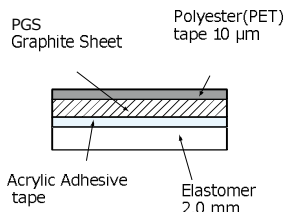
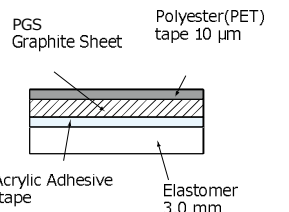
Lamination type/Composition example

- Standard series (PGS 100, 70, 50, 40, 25, 17, 10 μm)

Type	Laminated type (Insulation & Adhesive)			
	A – PA type	A – PM type	A – DM type	A – DF type
Front face	Polyester tape standard type 30 μm	Polyester tape standard type 30 μm	Polyester tape standard type 10 μm	Polyester tape standard type 10 μm
Rear face	Insulative adhesive tape 30 μm	Insulative adhesive tape 10 μm	Insulative adhesive tape 10 μm	Insulative adhesive tape 6 μm
Structure				
Features	<ul style="list-style-type: none"> ⊙ With insulation material on one side ⊙ Withstanding Voltage PET tape : 4 kV Adhesive Tape : 2 kV 	<ul style="list-style-type: none"> ⊙ With insulation material on one side ⊙ Withstanding Voltage PET tape : 4 kV Adhesive Tape : 1 kV 	<ul style="list-style-type: none"> ⊙ With insulation material on one side ⊙ Withstanding Voltage PET tape : 1 kV Adhesive Tape : 1 kV 	<ul style="list-style-type: none"> ⊙ With insulation material on one side ⊙ Withstanding Voltage PET tape : 1 kV
Withstand temperature	100 °C	100 °C	100 °C	100 °C
Standard size	90 × 115 mm	90 × 115 mm	90 × 115 mm	90 × 115 mm
Maximum size	115 × 180 mm	115 × 180 mm	115 × 180 mm	115 × 180 mm
100 μm	Part No.	-	-	-
	Thickness	-	-	-
70 μm	Part No.	EYGA091207PA	EYGA091207PM	EYGA091207DM
	Thickness	130 μm	110 μm	90 μm
50 μm	Part No.	EYGA091205PA	EYGA091205PM	EYGA091205DM
	Thickness	110 μm	90 μm	70 μm
40 μm	Part No.	EYGA091204PA	EYGA091204PM	EYGA091204DM
	Thickness	100 μm	80 μm	60 μm
25 μm	Part No.	EYGA091203PA	EYGA091203PM	EYGA091203DM
	Thickness	85 μm	65 μm	45 μm
17 μm	Part No.	EYGA091202PA	EYGA091202PM	EYGA091202DM
	Thickness	77 μm	57 μm	37 μm
10 μm	Part No.	EYGA091201PA	EYGA091201PM	EYGA091201DM
	Thickness	70 μm	50 μm	30 μm

- * Please contact us for other lamination type product.
- ** Withstanding Voltages are for reference, not guaranteed.

- Standard series (SSM)

Type	E-6 type	E-8 type	E-9 type
Elastomer thickness	1.0 mm	2.0 mm	3.0 mm
Structure			
Features	<ul style="list-style-type: none"> ⊙ Soft and low thermal resistance (Elastomer) ⊙ Low repulsion ⊙ Withstanding Voltage : 1.7 kV 	<ul style="list-style-type: none"> ⊙ Soft and low thermal resistance (Elastomer) ⊙ Low repulsion ⊙ Withstanding Voltage : 1.7 kV 	<ul style="list-style-type: none"> ⊙ Soft and low thermal resistance (Elastomer) ⊙ Low repulsion ⊙ Withstanding Voltage : 1.7 kV
Withstand temperature	100 °C	100 °C	100 °C
Standard size	90 × 115 mm	90 × 115 mm	90 × 115 mm
70 μm	Part No.	EYGE0912XB6D	EYGE0912XB8D
	Thickness	1.09 mm	2.09 mm
25 μm	Part No.	EYGE0912XD6D	EYGE0912XD8D
	Thickness	1.05 mm	2.05 mm

Minimum order

Item	Type	Part No.	Size	Minimum order
PGS Graphite Sheet Only	S type 100 μm	EYGS091210	90×115 mm	20
		EYGS121810	115×180 mm	10
		EYGS182310	180×230 mm	10
	S type 70 μm	EYGS091207	90×115 mm	20
		EYGS121807	115×180 mm	10
		EYGS182307	180×230 mm	10
	S type 50 μm	EYGS091205	90×115 mm	20
		EYGS121805	115×180 mm	10
		EYGS182305	180×230 mm	10
	S type 40 μm	EYGS091204	90×115 mm	20
		EYGS121804	115×180 mm	10
		EYGS182304	180×230 mm	10
	S type 25 μm	EYGS091203	90×115 mm	20
		EYGS121803	115×180 mm	10
		EYGS182303	180×230 mm	10
PGS 70, 25, 17 μm Adhesive Type [Standard series]	A – A type 70 μm	EYGA091207A	90×115 mm	20
		EYGA121807A	115×180 mm	10
	A – A type 25 μm	EYGA091203A	90×115 mm	20
		EYGA121803A	115×180 mm	10
	A – A type 17 μm	EYGA091202A	90×115 mm	20
		EYGA121802A	115×180 mm	10
	A – M type 70 μm	EYGA091207M	90×115 mm	20
		EYGA121807M	115×180 mm	10
	A – M type 25 μm	EYGA091203M	90×115 mm	20
		EYGA121803M	115×180 mm	10
A – M type 17 μm	EYGA091202M	90×115 mm	20	
	EYGA121802M	115×180 mm	10	
PGS 70, 25, 17 μm Laminated Type (Insulation & Adhesive) [Standard series]	A – PA type 70 μm	EYGA091207PA	90×115 mm	20
		EYGA121807PA	115×180 mm	10
	A – PA type 25 μm	EYGA091203PA	90×115 mm	20
		EYGA121803PA	115×180 mm	10
	A – PA type 17 μm	EYGA091202PA	90×115 mm	20
		EYGA121802PA	115×180 mm	10
	A – PM type 70 μm	EYGA091207PM	90×115 mm	20
		EYGA121807PM	115×180 mm	10
	A – PM type 25 μm	EYGA091203PM	90×115 mm	20
		EYGA121803PM	115×180 mm	10
	A – PM type 17 μm	EYGA091202PM	90×115 mm	20
		EYGA121802PM	115×180 mm	10
	A – DM type 70 μm	EYGA091207DM	90×115 mm	20
		EYGA121807DM	115×180 mm	10
	A – DM type 25 μm	EYGA091203DM	90×115 mm	20
		EYGA121803DM	115×180 mm	10
A – DM type 17 μm	EYGA091202DM	90×115 mm	20	
	EYGA121802DM	115×180 mm	10	

(1) Only S type supports 180×230 mm size.

(PGS thickness of 17 μm, 10μm does not support as single item)

(2) PGS of 10 μm, 40 μm, 50 μm type is also possible to be made as lamination type.

(3) The above-listed part number is sample part number for testing.

(4) Please contact us about your request of custom part number which will be arranged separately.

(5) Please contact us if quantity is below Minimum Order Quantity.

Minimum order

Item	Type	Part No.	Size	Minimum order
SSM Elastomer 3.0, 2.0, 1.0 mm PGS 70, 25 μm	E – 9 type Elastomer 3.0 mm, PGS 70 μm	EYGE0912XB9D	90×115 mm	5
	E – 9 type Elastomer 3.0 mm, PGS 25 μm	EYGE0912XD9D	90×115 mm	5
	E – 8 type Elastomer 2.0 mm, PGS 70 μm	EYGE0912XD9D	90×115 mm	5
	E – 8 type Elastomer 2.0 mm, PGS 25 μm	EYGE0912XD8D	90×115 mm	5
	E – 6 type Elastomer 1.0 mm, PGS 70 μm	EYGE0912XB6D	90×115 mm	5
	E – 6 type Elastomer 1.0 mm, PGS 25 μm	EYGE0912XD6D	90×115 mm	5

- (1) Only S type supports 180×230 mm size.
(PGS thickness of 17 μm, 10μm does not support as single item)
- (2) PGS of 10 μm, 40 μm, 50 μm type is also possible to be made as lamination type.
- (3) The above-listed part number is sample part number for testing.
- (4) Please contact us about your request of custom part number which will be arranged separately.
- (5) Please contact us if quantity is below Minimum Order Quantity.

Guidelines and precautions regarding the technical information and use of our products described in this online catalog.

- If you want to use our products described in this online catalog for applications requiring special qualities or reliability, or for applications where the failure or malfunction of the products may directly jeopardize human life or potentially cause personal injury (e.g. aircraft and aerospace equipment, traffic and transportation equipment, combustion equipment, medical equipment, accident prevention, anti-crime equipment, and/or safety equipment), it is necessary to verify whether the specifications of our products fit to such applications. Please ensure that you will ask and check with our inquiry desk as to whether the specifications of our products fit to such applications use before you use our products.
- The quality and performance of our products as described in this online catalog only apply to our products when used in isolation. Therefore, please ensure you evaluate and verify our products under the specific circumstances in which our products are assembled in your own products and in which our products will actually be used.
- If you use our products in equipment that requires a high degree of reliability, regardless of the application, it is recommended that you set up protection circuits and redundancy circuits in order to ensure safety of your equipment.
- The products and product specifications described in this online catalog are subject to change for improvement without prior notice. Therefore, please be sure to request and confirm the latest product specifications which explain the specifications of our products in detail, before you finalize the design of your applications, purchase, or use our products.
- The technical information in this online catalog provides examples of our products' typical operations and application circuits. We do not guarantee the non-infringement of third party's intellectual property rights and we do not grant any license, right, or interest in our intellectual property.
- If any of our products, product specifications and/or technical information in this online catalog is to be exported or provided to non-residents, the laws and regulations of the exporting country, especially with regard to security and export control, shall be observed.

<Regarding the Certificate of Compliance with the EU RoHS Directive/REACH Regulations>

- The switchover date for compliance with the RoHS Directive/REACH Regulations varies depending on the part number or series of our products.
- When you use the inventory of our products for which it is unclear whether those products are compliant with the RoHS Directive/REACH Regulation, please select "Sales Inquiry" in the website inquiry form and contact us.

We do not take any responsibility for the use of our products outside the scope of the specifications, descriptions, guidelines and precautions described in this online catalog.

⚠ Precautions on the whole

- Do not use the products beyond the descriptions in this catalog.
- This catalog guarantees the quality of the products as individual components.
Before you use the products, please make sure to check and evaluate the products in the circumstance where they are installed in your product.
- This product was designed and manufactured for standard applications such as general electronics devices, office equipment, information and communications equipment, measuring instruments, household appliances and audio-video equipment.
For applications in which special quality and reliability are required, or if the failure or malfunction of the products may directly jeopardize life or cause threat of personal injury (such as for aircraft and aerospace equipment, traffic and transport equipment, combustion equipment, medical equipment, accident prevention and anti-theft devices, and safety equipment), please be sure to consult with our sales representative in advance and to exchange product catalog which conform to such applications.

Safety and Design considerations

- We are trying to improve the quality and the reliability, but the durability differs depending on the use environment and the use conditions. On use, be sure to confirm the actual product under the actual use conditions.
- Install the following systems for a failsafe design to ensure safety if these products are to be used in equipment where a defect in these products may cause the loss of human life or other signification damage, such as damage to vehicles (automobile, train, vessel), traffic lights, medical equipment, aerospace equipment, electric heating appliances, combustion/ gas equipment, rotating equipment, and disaster/crime prevention equipment.
 - The system is equipped with a protection circuit and protection device.
 - The system is equipped with a redundant circuit or other system to prevent an unsafe status in the event of a single fault.
 - The system is equipped with an arresting the spread of fire or preventing glitch.
- When a dogma shall be occurred about safety for this product, be sure to inform us rapidly, operate your technical examination.
- The temperature of this product at the time of use changes depending on mounting conditions and usage conditions, therefore, please confirm that the temperature of this product is the specified temperature after mounting it.
- This product does not take the use under the following special environments into consideration. Accordingly, the use in the following special environments, and such environmental conditions may affect the performance of the product; prior to use, verify the performance, reliability, etc. thoroughly.
 - 1) Use in liquids such as water, oil, chemical, and organic solvent.
 - 2) Use under direct sunlight, in outdoor or in dusty atmospheres.
 - 3) Use in places full of corrosive gases such as sea breeze, C_{12} , H_2S , NH_3 , SO_2 , and NO_x .
 - 4) Use the product in a contaminated state.
 - 5) Use in acid.
 - 6) Use outside the range defined by the operating temperature range.
 - 7) Use under reduced pressure or vacuum.

Precaution of installation

- Do not reuse this product after removal from the mounting board.
- Do not drop this product on the floor. If this product is dropped, it can be damaged mechanically. Avoid using the dropped product.
- This product is soft, do not rub or touch it with rough materials to avoid scratching it.
- Lines or folds in this product may affect thermal conductivity.
- Never touch a this product during use because it may be extremely hot.
- Use protective materials when handling and/or applying this product, do not use items with sharp edges as they might tear or puncture this product.
- Do not handle with bare hands as there is a concern about performance degradation.

Precaution on storage conditions

- Storage period is less than one year after our shipping inspection is completed. Please use within the period.
- If the product is stored in the following environments and conditions, the performance may be badly affected, avoid the storage in the following environments.
 - (1) Storage in places full of corrosive gases such as sea breeze, Cl₂, H₂S, NH₃, SO₂, and NO_x.
 - (2) Storage in places exposed to ultraviolet light.
 - *Recommended storage in the dark.
 - (3) Store at a temperature outside the storage temperature range specified by this catalog.
- In the case of a product configuration that assumes bonding, please use after checking the adhesiveness of the product when the storage period is over.

Precaution specific to this product

- This product has conductivity. If required, This product should be provided insulation.
- This product can not guarantee the insulation because there is a concern for powder falling off of conductive materials.
- Thermal conductivity is dependent on the way it is used. Test the adaptability of the product to your application before use.


Applicable laws and regulations, others

- No ODCs or other ozone-depleting substances which are subject to regulation under the Montreal Protocol are used in our manufacturing processes, including in the manufacture of this product.
- This product complies with the RoHS Directive (Restriction of the use of certain Hazardous Substances in electrical and electronic equipment (DIRECTIVE 2011/65/EU and (EU)2015/863) .
- All the materials used in this part are registered material under the Law Concerning the Examination and Regulation of Manufactures etc. of Chemical substances.
- If you need the notice by letter of "A preliminary judgment on the Laws of Japan foreign exchange and Foreign Trade control", be sure to let us know.
- These products are not dangerous goods on the transportation as identified by UN(United Nations) numbers or UN classification.
- As to the disposal of the module, check the method of disposal in each country or region where the modules are incorporated in your products to be used.
- The technical information in this catalog provides examples of our products typical operations and application circuits. We do not guarantee the non-infringement of third party's intellectual property rights and we do not grant any license, right, or interest in our intellectual property.

“NASBIS” Insulating Sheet

Type: **EYGY/EYGN**

“NASBIS” is a heat insulating sheet, which is composed of silica aerogel and fiber sheet, created through impregnation process. Pore size of silica aerogel is 10 to 60nm, which means it has smaller space than the mean free path of the air, 68nm. Air molecules do not collide against each other inside the pores, and thus the component shows excellent heat insulation performance.



Furthermore, combining NASBIS and PGS Graphite Sheet enables controlling the direction of heat. Composite type provides greater heat insulating performance.

Features

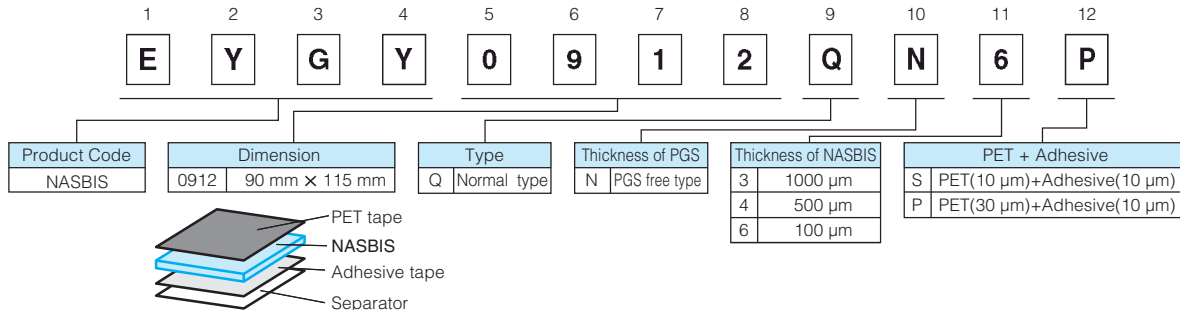
- Low thermal conductivity : 0.020 W/m · K typ.
- Created thin-film sheet ; Thickness : 100 μm to 1000 μm
- Various proposals are available when combined with PGS Graphite sheet
- RoHS compliant

Recommended applications

- Smartphone, Wearable equipment, Digital Still Camera, Notebook PCs, Tablet PCs

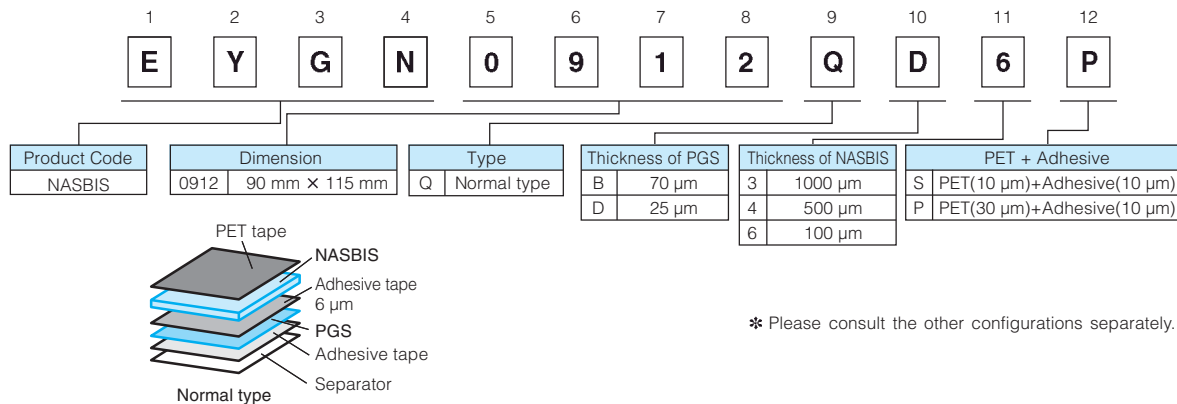
Explanation of Part Numbers

- NASBIS Pouch Type (EYGY******)



* Please consult the other configurations separately.

- NASBIS and PGS Composite Type (EYGN******)



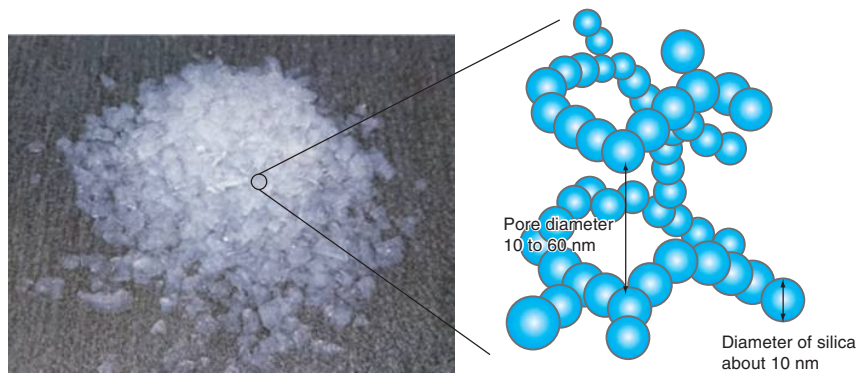
* Please consult the other configurations separately.

Characteristics of NASBIS

Thickness	100 μm	500 μm	1000 μm
Thermal conductivity (W/(m·K))	0.018 to 0.026	0.018 to 0.026	0.018 to 0.026
Operating temperature limit (°C)	-20 to 100	-20 to 100	-20 to 100
Size / Laminate pouch (mm)	90 × 115	90 × 115	90 × 115
Heatproof temperature(°C)	100	100	100



Typical values, not guaranteed.

Appearance of silica aerogel and its nanostructure



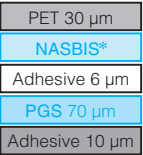



Composition example

● NASBIS Pouch Type

Type	Y - S type	Y - P type	
Structure			
Heatproof temperature	100 °C	100 °C	
100 μm*	Standard Part No.	EYGY0912QN6S	EYGY0912QN6P
	Thickness (μm)	120	140
500 μm*	Standard Part No.	EYGY0912QN4S	EYGY0912QN4P
	Thickness (μm)	520	540
1000 μm*	Standard Part No.	EYGY0912QN3S	EYGY0912QN3P
	Thickness (μm)	1020	1040

● NASBIS and PGS Composit Type Normal type

Type	N - S type	N - S type	N - P type	N - P type	
Structure					
Heatproof temperature	100 °C	100 °C	100 °C	100 °C	
100 μm*	Standard Part No.	EYGN0912QB6S	EYGN0912QD6S	EYGN0912QB6P	EYGN0912QD6P
	Thickness (μm)	196	151	216	171
500 μm*	Standard Part No.	EYGN0912QB4S	EYGN0912QD4S	EYGN0912QB4P	EYGN0912QD4P
	Thickness (μm)	596	551	616	571
1000 μm*	Standard Part No.	EYGN0912QB3S	EYGN0912QD3S	EYGN0912QB3P	EYGN0912QD3P
	Thickness (μm)	1096	1051	1116	1071

■ Minimum order 10 pcs.

PDN.PG33.10.10.2022 Various Thermal Management Products

Affected Parts List

Part Number	Series Name
EYG-A020202DM	EYG A--DM Polyester Tape Type
EYG-A020202DM	EYG A--DM Polyester Tape Type
EYG-A020202DM	EYG A--DM Polyester Tape Type
EYG-A020203DM	EYG A--DM Polyester Tape Type
EYG-A020203DM	EYG A--DM Polyester Tape Type
EYG-A020207DM	EYG A--DM Polyester Tape Type
EYG-A020207DM	EYG A--DM Polyester Tape Type
EYG-A020207DM	EYG A--DM Polyester Tape Type
EYG-A020207DM	EYG A--DM Polyester Tape Type
EYG-A030302DM	EYG A--DM Polyester Tape Type
EYG-A030302DM	EYG A--DM Polyester Tape Type
EYG-A030303DM	EYG A--DM Polyester Tape Type
EYG-A030303DM	EYG A--DM Polyester Tape Type
EYG-A030303DM	EYG A--DM Polyester Tape Type
EYG-A030307DM	EYG A--DM Polyester Tape Type
EYG-A030307DM	EYG A--DM Polyester Tape Type
EYG-A060902DM	EYG A--DM Polyester Tape Type
EYG-A060902DM	EYG A--DM Polyester Tape Type
EYG-A060903DM	EYG A--DM Polyester Tape Type
EYG-A060903DM	EYG A--DM Polyester Tape Type
EYG-A060907DM	EYG A--DM Polyester Tape Type
EYG-A060907DM	EYG A--DM Polyester Tape Type
EYG-A060910B	EYG A--B Type
EYG-A060910B	EYG A--B Type
EYG-A060910B	EYG A--B Type
EYG-A091201A	EYG A--A Type
EYG-A091201A	EYG A--A Type
EYG-A091201A	EYG A--A Type
EYG-A091201DF	EYG A--DF Type
EYG-A091201DF	EYG A--DF Type
EYG-A091201DF	EYG A--DF Type
EYG-A091201DM	EYG A--DM Polyester Tape Type
EYG-A091201DM	EYG A--DM Polyester Tape Type
EYG-A091201DM	EYG A--DM Polyester Tape Type
EYG-A091201F	EYG A--F Type
EYG-A091201F	EYG A--F Type
EYG-A091201F	EYG A--F Type
EYG-A091201M	EYG A--M Type
EYG-A091201M	EYG A--M Type
EYG-A091201M	EYG A--M Type
EYG-A091201PA	EYG A--PA Type
EYG-A091201PA	EYG A--PA Type
EYG-A091201PA	EYG A--PA Type
EYG-A091201PM	EYG A--PM Type
EYG-A091201PM	EYG A--PM Type

EYG-A091201PM	EYG A--PM Type
EYG-A091202A	EYG A --A Type
EYG-A091202A	EYG A --A Type
EYG-A091202A	EYG A --A Type
EYG-A091202DF	EYG A--DF Type
EYG-A091202DF	EYG A--DF Type
EYG-A091202DF	EYG A--DF Type
EYG-A091202DM	EYG A--DM Polyester Tape Type
EYG-A091202DM	EYG A--DM Polyester Tape Type
EYG-A091202DM	EYG A--DM Polyester Tape Type
EYG-A091202F	EYG A--F Type
EYG-A091202F	EYG A--F Type
EYG-A091202F	EYG A--F Type
EYG-A091202M	EYG A--M Type
EYG-A091202M	EYG A--M Type
EYG-A091202M	EYG A--M Type
EYG-A091202PA	EYG A--PA Type
EYG-A091202PA	EYG A--PA Type
EYG-A091202PM	EYG A--PM Type
EYG-A091202PM	EYG A--PM Type
EYG-A091203A	EYG A--A Type
EYG-A091203A	EYG A--A Type
EYG-A091203A	PGS Graphite Sheet, SSM-1
EYG-A091203DM	EYG A--DM Polyester Tape Type
EYG-A091203DM	EYG A--DM Polyester Tape Type
EYG-A091203DM	EYG A--DM Polyester Tape Type
EYG-A091203M	EYG A--M Type
EYG-A091203M	EYG A--M Type
EYG-A091203M	EYG A--M Type
EYG-A091203PA	EYG A--PA Type
EYG-A091203PA	EYG A--PA Type
EYG-A091203PA	EYG A--PA Type
EYG-A091203PM	EYG A--PM Type
EYG-A091203PM	EYG A--PM Type
EYG-A091203PM	EYG A--PM Type
EYG-A091203V	EYG A--V Heat resistance acrylic tape Type
EYG-A091203V	EYG A--V Heat resistance acrylic tape Type
EYG-A091203V	EYG A--V Heat resistance acrylic tape Type
EYG-A091204A	EYG A--A Type
EYG-A091204A	EYG A--A Type
EYG-A091204A	EYG A--A Type
EYG-A091204DF	EYG A--DF Type
EYG-A091204DF	EYG A--DF Type
EYG-A091204DF	EYG A--DF Type
EYG-A091204DM	EYG A--DM Type
EYG-A091204DM	EYG A--DM Type
EYG-A091204DM	EYG A--DM Type

EYG-A091204F	EYG A--F Type
EYG-A091204F	EYG A--F Type
EYG-A091204F	EYG A--F Type
EYG-A091204M	EYG A--M Type
EYG-A091204M	EYG A--M Type
EYG-A091204M	EYG A--M Type
EYG-A091204PA	EYG A--PA Type
EYG-A091204PA	EYG A--PA Type
EYG-A091204PA	EYG A--PA Type
EYG-A091204PM	EYG A--PM Type
EYG-A091204PM	EYG A--PM Type
EYG-A091204PM	EYG A--PM Type
EYG-A091205A	EYG A--A Type
EYG-A091205A	EYG A--A Type
EYG-A091205A	EYG A--A Type
EYG-A091205DM	EYG A--DM Type
EYG-A091205DM	EYG A--DM Type
EYG-A091205DM	EYG A--DM Type
EYG-A091205M	EYG A--M Type
EYG-A091205M	EYG A--M Type
EYG-A091205M	EYG A--M Type
EYG-A091205PA	EYG A--PA Type
EYG-A091205PA	EYG A--PA Type
EYG-A091205PA	EYG A--PA Type
EYG-A091205PM	EYG A--PM Type
EYG-A091205PM	EYG A--PM Type
EYG-A091205PM	EYG A--PM Type
EYG-A091207A	EYG A--A Type
EYG-A091207A	EYG A--A Type
EYG-A091207A	EYG A--A Type
EYG-A091207DM	EYG A--DM Type
EYG-A091207DM	EYG A--DM Type
EYG-A091207DM	EYG A--DM Type
EYG-A091207M	EYG A--M Type
EYG-A091207M	EYG A--M Type
EYG-A091207M	EYG A--M Type
EYG-A091207P	EYG A--P Type
EYG-A091207P	EYG A--P Type
EYG-A091207P	EYG A--P Type
EYG-A091207PA	EYG A--PA Type
EYG-A091207PA	EYG A--PA Type
EYG-A091207PA	EYG A--PA Type
EYG-A091207PM	EYG A--PM Type
EYG-A091207PM	EYG A--PM Type
EYG-A091207PM	EYG A--PM Type
EYG-A091207SM	EYG A--M Type
EYG-A091207SM	EYG A--M Type

EYG-A091210B	EYG A--B Type
EYG-A091210B	EYG A--B Type
EYG-A091210B	EYG A--B Type
EYG-A091210T	EYG A--T Type
EYG-A091210T	EYG A--T Type
EYG-A121801A	EYG A--A Type
EYG-A121801A	EYG A--A Type
EYG-A121801A	EYG A--A Type
EYG-A121801DF	EYG A--DF Type
EYG-A121801DF	EYG A--DF Type
EYG-A121801DF	EYG A--DF Type
EYG-A121801DM	EYG A--DM Type
EYG-A121801DM	EYG A--DM Type
EYG-A121801DM	EYG A--DM Type
EYG-A121801F	EYG A--F Type
EYG-A121801F	EYG A--F Type
EYG-A121801F	EYG A--F Type
EYG-A121801M	EYG A--M Type
EYG-A121801M	EYG A--M Type
EYG-A121801M	EYG A--M Type
EYG-A121801PA	EYG A--PA Type
EYG-A121801PA	EYG A--PA Type
EYG-A121801PA	EYG A--PA Type
EYG-A121801PM	EYG A--PM Type
EYG-A121801PM	EYG A--PM Type
EYG-A121801PM	EYG A--PM Type
EYG-A121802A	EYG A--A Type
EYG-A121802A	EYG A--A Type
EYG-A121802A	EYG A--A Type
EYG-A121802DF	EYG A--DF Type
EYG-A121802DF	EYG A--DF Type
EYG-A121802DF	EYG A--DF Type
EYG-A121802DM	EYG A--DM Type
EYG-A121802DM	EYG A--DM Type
EYG-A121802DM	EYG A--DM Type
EYG-A121802F	EYG A--F Type
EYG-A121802F	EYG A--F Type
EYG-A121802F	EYG A--F Type
EYG-A121802M	EYG A--M Type
EYG-A121802M	EYG A--M Type
EYG-A121802M	EYG A--M Type
EYG-A121802PA	EYG A--PA Type
EYG-A121802PA	EYG A--PA Type
EYG-A121802PA	EYG A--PA Type
EYG-A121802PM	EYG A--PM Type
EYG-A121802PM	EYG A--PM Type
EYG-A121803A	EYG A--A Type

EYG-A121803A	EYG A--A Type
EYG-A121803A	EYG A--A Type
EYG-A121803DM	EYG A--DM Type
EYG-A121803DM	EYG A--DM Type
EYG-A121803DM	EYG A--DM Type
EYG-A121803M	EYG A--M Type
EYG-A121803M	EYG A--M Type
EYG-A121803M	EYG A--M Type
EYG-A121803PA	EYG A--PA Type
EYG-A121803PA	EYG A--PA Type
EYG-A121803PA	EYG A--PA Type
EYG-A121803PM	EYG A--PM Type
EYG-A121803PM	EYG A--PM Type
EYG-A121803PM	EYG A--A Type
EYG-A121804A	EYG A--A Type
EYG-A121804A	EYG A--A Type
EYG-A121804A	EYG A--A Type
EYG-A121804DF	EYG A--DF Type
EYG-A121804DF	EYG A--DF Type
EYG-A121804DF	EYG A--DF Type
EYG-A121804DM	EYG A--DM Type
EYG-A121804DM	EYG A--DM Type
EYG-A121804DM	EYG A--DM Type
EYG-A121804DM	EYG A--DM Type
EYG-A121804F	EYG A--F Type
EYG-A121804F	EYG A--F Type
EYG-A121804F	EYG A--F Type
EYG-A121804M	EYG A--M Type
EYG-A121804M	EYG A--M Type
EYG-A121804M	EYG A--M Type
EYG-A121804PA	EYG A--PA Type
EYG-A121804PA	EYG A--PA Type
EYG-A121804PM	EYG A--PM Type
EYG-A121804PM	EYG A--PM Type
EYG-A121804PM	EYG A--PM Type
EYG-A121805A	EYG A--A Type
EYG-A121805A	EYG A--A Type
EYG-A121805A	EYG A--A Type
EYG-A121805A	EYG A--A Type
EYG-A121805DM	EYG A--DM Type
EYG-A121805DM	EYG A--DM Type
EYG-A121805DM	EYG A--DM Type
EYG-A121805DM	EYG A--DM Type
EYG-A121805F	EYG A--F Type
EYG-A121805F	EYG A--F Type
EYG-A121805F	EYG A--F Type
EYG-A121805M	EYG A--M Type

EYG-A121805M	EYG A--M Type
EYG-A121805M	EYG A--M Type
EYG-A121805M	EYG A--M Type
EYG-A121805PA	EYG A--PA Type
EYG-A121805PA	EYG A--PA Type
EYG-A121805PA	EYG A--PA Type
EYG-A121805PM	EYG A--PM Type
EYG-A121805PM	EYG A--PM Type
EYG-A121805PM	EYG A--PM Type
EYG-A121807A	EYG A--A Type
EYG-A121807A	EYG A--A Type
EYG-A121807A	EYG A--A Type
EYG-A121807DM	EYG A--DM Type
EYG-A121807DM	EYG A--DM Type
EYG-A121807DM	EYG A--DM Type
EYG-A121807K	EYG A--K Polyimide tape Type
EYG-A121807K	EYG A--K Polyimide tape Type
EYG-A121807M	EYG A--M Type
EYG-A121807M	EYG A--M Type
EYG-A121807M	EYG A--M Type
EYG-A121807P	EYG A--P Type
EYG-A121807P	EYG A--P Type
EYG-A121807PA	EYG A--PA Type
EYG-A121807PA	EYG A--PA Type
EYG-A121807PA	EYG A--PA Type
EYG-A121807PM	EYG A--PM Type
EYG-A121807PM	EYG A--PM Type
EYG-A121807PM	EYG A--PM Type
EYG-A121807SM	EYG A--SM Type
EYG-A121807SM	EYG A--SM Type
EYG-A121810B	EYG A--B Type
EYG-A121810B	EYG A--B Type
EYG-A121810B	EYG A--B Type
EYG-E0912XB6D	EYG E SSM Type
EYG-E0912XB6D	EYG E SSM Type
EYG-E0912XB6D	EYG E SSM Type
EYG-E0912XB8D	EYG E SSM Type
EYG-E0912XB8D	EYG E SSM Type
EYG-E0912XB8D	EYG E SSM Type
EYG-E0912XB9D	EYG E SSM Type
EYG-E0912XB9D	EYG E SSM Type
EYG-E0912XB9D	EYG E SSM Type
EYG-E0912XD6D	EYG E SSM Type
EYG-E0912XD6D	EYG E SSM Type
EYG-E0912XD6D	EYG E SSM Type
EYG-E0912XD7F	EYG E SSM Type
EYG-E0912XD7F	EYG E SSM Type

EYG-E0912XD7F	EYG E SSM Type
EYG-E0912XD8D	EYG E SSM Type
EYG-E0912XD8D	EYG E SSM Type
EYG-E0912XD8D	EYG E SSM Type
EYG-E0912XD9D	EYG E SSM Type
EYG-E0912XD9D	EYG E SSM Type
EYG-E0912XD9D	EYG E SSM Type
EYG-E0912XF5F	EYG E SSM Type
EYG-E0912XF5F	EYG E SSM Type
EYG-E0912XF5F	EYG E SSM Type
EYG-N0912QC3S	EYG N NASBIS Type
EYG-N0912QC3S	EYG N NASBIS Type
EYG-N0912QC3S	EYG N NASBIS Type
EYG-N0912QC4S	EYG N NASBIS Type
EYG-N0912QC4S	EYG N NASBIS Type
EYG-N0912QC4S	EYG N NASBIS Type
EYG-N0912QC6S	EYG N NASBIS Type
EYG-N0912QC6S	EYG N NASBIS Type
EYG-N0912QC6S	EYG N NASBIS Type
EYG-N0912QE3S	EYG N NASBIS Type
EYG-N0912QE3S	EYG N NASBIS Type
EYG-N0912QE3S	EYG N NASBIS Type
EYG-N0912QE4S	EYG N NASBIS Type
EYG-N0912QE4S	EYG N NASBIS Type
EYG-N0912QE4S	EYG N NASBIS Type
EYG-N0912QE6S	EYG N NASBIS Type
EYG-N0912QE6S	EYG N NASBIS Type
EYG-N0912QE6S	EYG N NASBIS Type
EYG-N0912QF3S	EYG N NASBIS Type
EYG-N0912QF3S	EYG N NASBIS Type
EYG-N0912QF3S	EYG N NASBIS Type
EYG-N0912QF4S	EYG N NASBIS Type
EYG-N0912QF4S	EYG N NASBIS Type
EYG-N0912QF4S	EYG N NASBIS Type
EYG-N0912QF6S	EYG N NASBIS Type
EYG-N0912QF6S	EYG N NASBIS Type
EYG-N0912QF6S	EYG N NASBIS Type
EYG-N0912QG3S	EYG N NASBIS Type
EYG-N0912QG3S	EYG N NASBIS Type
EYG-N0912QG3S	EYG N NASBIS Type
EYG-N0912QG4S	EYG N NASBIS Type
EYG-N0912QG4S	EYG N NASBIS Type
EYG-N0912QG4S	EYG N NASBIS Type
EYG-N0912QG6S	EYG N NASBIS Type
EYG-N0912QG6S	EYG N NASBIS Type
EYG-N0912QG6S	EYG N NASBIS Type
EYG-S0308SPAD	EYG N NASBIS Type

EYG-S182304DP	EYG S PGS Graphite Sheet
EYG-S182305	EYG S PGS Graphite Sheet
EYG-S182305	EYG S PGS Graphite Sheet
EYG-S182305	EYG S PGS Graphite Sheet
EYG-S182305DP	EYG S PGS Graphite Sheet
EYG-S182305DP	EYG S PGS Graphite Sheet
EYG-Y0912QN3P	EYG Y NASBIS Insulating Sheet
EYG-Y0912QN3P	EYG Y NASBIS Insulating Sheet
EYG-Y0912QN3P	EYG Y NASBIS Insulating Sheet
EYG-Y0912QN4P	EYG Y NASBIS Insulating Sheet
EYG-Y0912QN4P	EYG Y NASBIS Insulating Sheet
EYG-Y0912QN4P	EYG Y NASBIS Insulating Sheet
EYG-Y0912QN4P	EYG Y NASBIS Insulating Sheet
EYG-Y0912QN6P	EYG Y NASBIS Insulating Sheet
EYG-Y0912QN6P	EYG Y NASBIS Insulating Sheet
EYG-Y0912QN6P	EYG Y NASBIS Insulating Sheet