



Product Change Notification / LIAL-07NEIG824

Date:

10-Jun-2022

Product Category:

32-bit Microcontrollers

PCN Type:

Manufacturing Change

Notification Subject:

CCB 5134 Initial Notice: Qualification of MPHL as an additional final test site for selected ATSAM20J14, ATSAM20J15, ATSAM20J16, ATSAM20J17 and ATSAM20J18 device families available in 64L VQFN (9x9x1mm) package.

Affected CPNs:

[LIAL-07NEIG824_Affected_CPN_06102022.pdf](#)

[LIAL-07NEIG824_Affected_CPN_06102022.csv](#)

Notification Text:

PCN Status:Initial Notification

PCN Type:Manufacturing Change

Microchip Parts Affected:Please open one of the files found in the Affected CPNs section.

Note: For your convenience Microchip includes identical files in two formats (.pdf and .xls)

Description of Change:Qualification of MPHL as an additional final test site for selected ATSAM20J14, ATSAM20J15, ATSAM20J16, ATSAM20J17 and ATSAM20J18 device families available in 64L VQFN (9x9x1mm) package.

Pre and Post Change Summary:

		Pre Change	Post Change	
Final Test Site		ASE Test (ASE9)	ASE Test (ASE9)	Microchip Technology Operations (Philippines) Corporation (MPHL)
Base Quantity Multiple (BQM)	Tray	260	260	260
	Tape and Reel	4000	4000	4000
Pin 1 orientation	Tray	Near tray chamfer	Near tray chamfer	Near tray chamfer
	Tape and Reel	Quadrant 1	Quadrant 1	Quadrant 1
Reel	Color	White	White	White
	Dimension	Minor dimensional changes. See attached pre and post change comparison.		
Carrier Tape		No dimensional changes. See attached pre and post change comparison.		
Cover Tape		No dimensional changes. See attached pre and post change comparison.		
Tray		No dimensional changes. See attached pre and post change comparison.		
Packing Method		See attached pre and post change comparison.		

Impacts to Data Sheet:None

Change ImpactNone

Reason for Change:To improve on-time delivery performance by qualifying MPHL as an additional final test site.

Change Implementation Status:In Progress

Estimated Qualification Completion Date:June 2022

Note: Please be advised the qualification completion times may be extended because of unforeseen business conditions however implementation will not occur until after qualification has completed and a final PCN has been issued. The final PCN will include the qualification report and estimated first ship date. Also note that after the estimated first ship date guided in the final PCN customers may receive pre and post change parts.

Time Table Summary:

	June 2022				
Workweek	2 3	2 4	2 5	2 6	2 7
Initial PCN Issue Date		x			
Qual Report Availability			x		
Final PCN Issue Date			x		

Method to Identify Change:Traceability code

Qualification Plan:Please open the attachments included with this PCN labeled as PCN_#_Qual_Plan.

Revision History:June 10, 2022: Issued initial notification.

The change described in this PCN does not alter Microchip's current regulatory compliance regarding the material content of the applicable products.

Attachments:

[PCN_LIAL-07NEIG824 Qual_Plan.pdf](#)

[PCN_LIAL-07NEIG824 Pre and Post Change Summary.pdf](#)

Please contact your local [Microchip sales office](#) with questions or concerns regarding this notification.

Terms and Conditions:

If you wish to receive Microchip PCNs via email please register for our PCN email service at our [PCN home page](#) select register then fill in the required fields. You will find instructions about registering for Microchips PCN email service in the [PCN FAQ](#) section.

If you wish to change your PCN profile, including opt out, please go to the [PCN home page](#) select login and sign into your myMicrochip account. Select a profile option from the left navigation bar and make the applicable selections.

CCB# 5134
Pre and Post Change Summary
PCN #: LIAL-07NEIG824

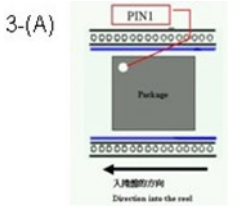
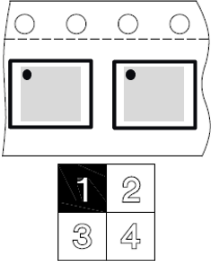


A Leading Provider of Smart, Connected and Secure Embedded Control Solutions



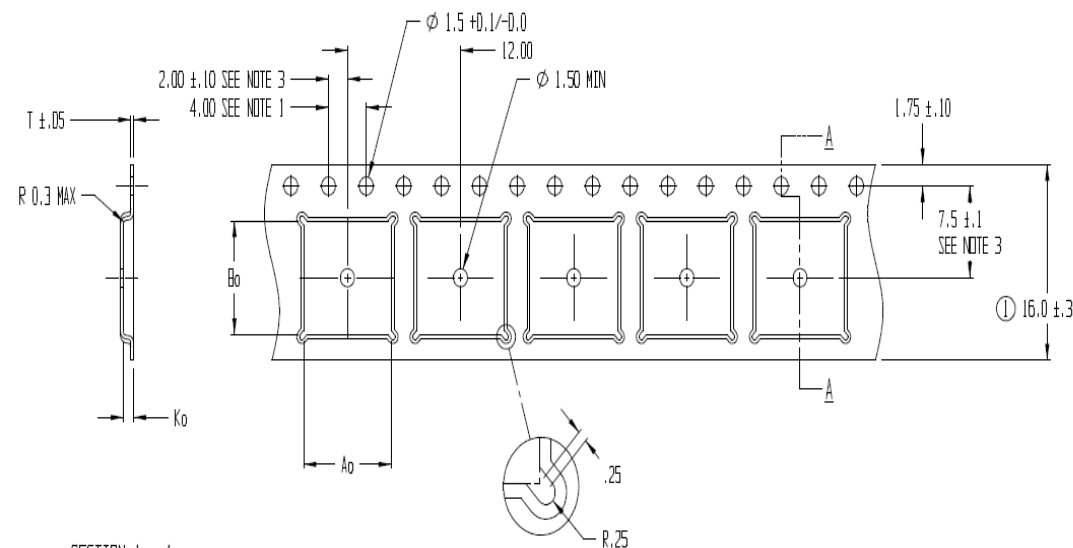
SMART | CONNECTED | SECURE

Pre and Post Change: Tape and Reel

Final Test Location	ASE9	MPHL
BQM (Base Quantity Multiple)	4000	4000
MSL Level	3	3
Pin1 Orientation	Quadrant 1 	Quadrant 1 
Carrier Tape	W: 16 mm P1: 12mm A0: 9.3 mm B0: 9.3 mm K0: 1.1 mm	W: 16 mm P1: 12mm A0: 9.3 mm B0: 9.3 mm K0: 1.1 mm

Pre and Post Change: Carrier Tape

ASE9



SECTION A - A

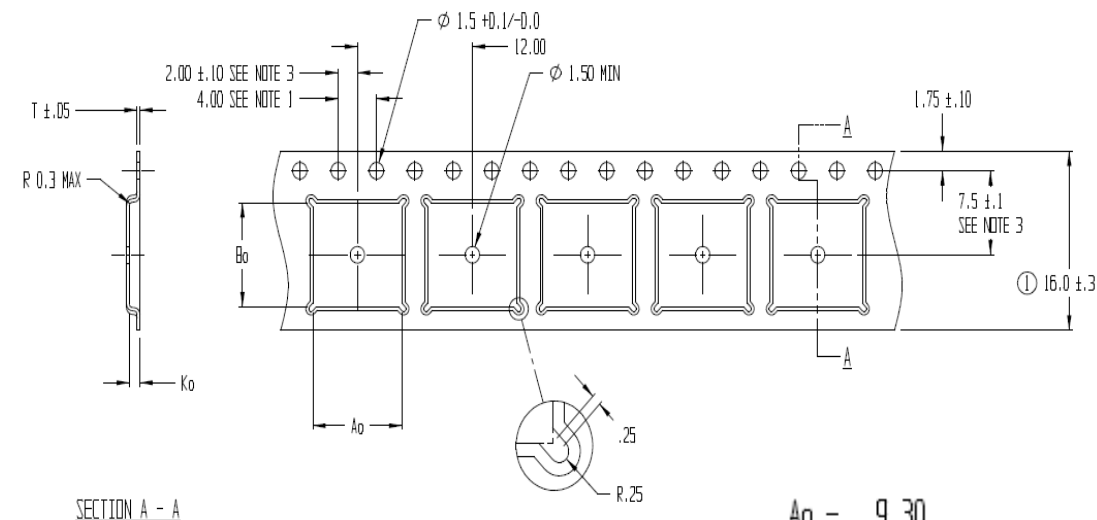
$A_0 = 9.30$
 $B_0 = 9.30$
 $K_0 = 1.10$

NOTES:

1. 10 SPROCKET HOLE PITCH CUMULATIVE TOLERANCE ± 0.2
2. CAMBER IN COMPLIANCE WITH EIA 481
3. POCKET POSITION RELATIVE TO SPROCKET HOLE MEASURED AS TRUE POSITION OF POCKET, NOT POCKET HOLE

PART#	T	MATERIAL	DRAWING NO.
MLD909-BC	0.30	PS+C	T102535AT
MLD909-BD	0.30	PS+C	T102535AT

MPHL



SECTION A - A

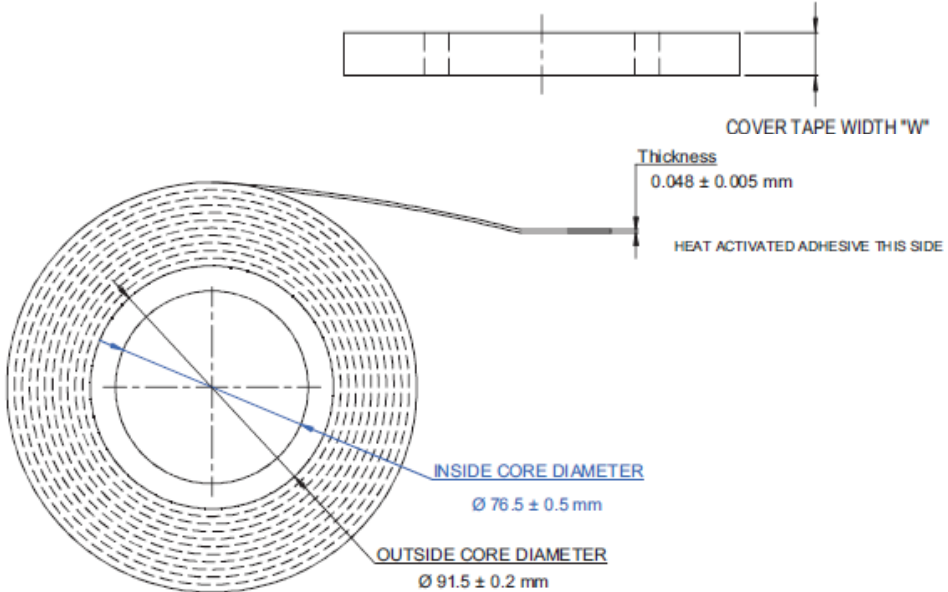
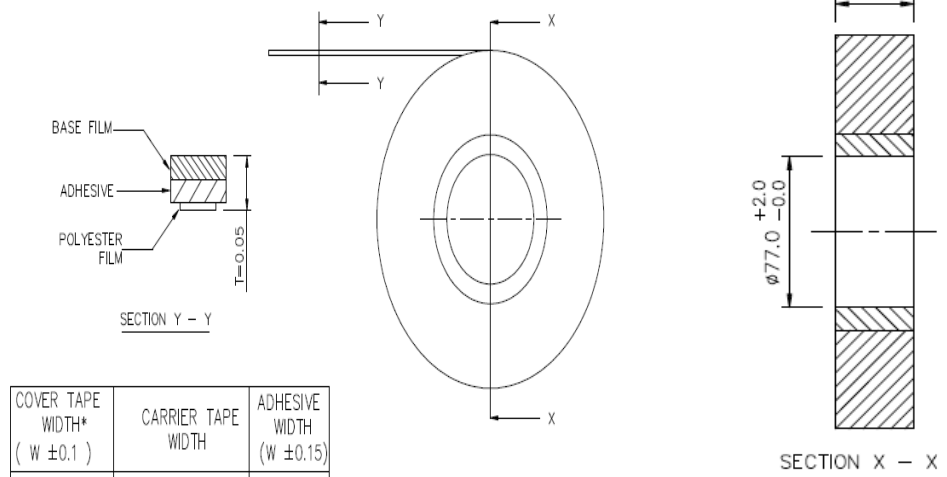
$A_0 = 9.30$
 $B_0 = 9.30$
 $K_0 = 1.10$

NOTES:



1. 10 SPROCKET HOLE PITCH CUMULATIVE TOLERANCE ± 0.2
2. CAMBER IN COMPLIANCE WITH EIA 481
3. POCKET POSITION RELATIVE TO SPROCKET HOLE MEASURED AS TRUE POSITION OF POCKET, NOT POCKET HOLE

PART#	T	MATERIAL	DRAWING NO.
MLD909-BC	0.30	PS+C	T102535AT
MLD909-BD	0.30	PS+C	T102535AT

Pre and Post Change: Cover Tape

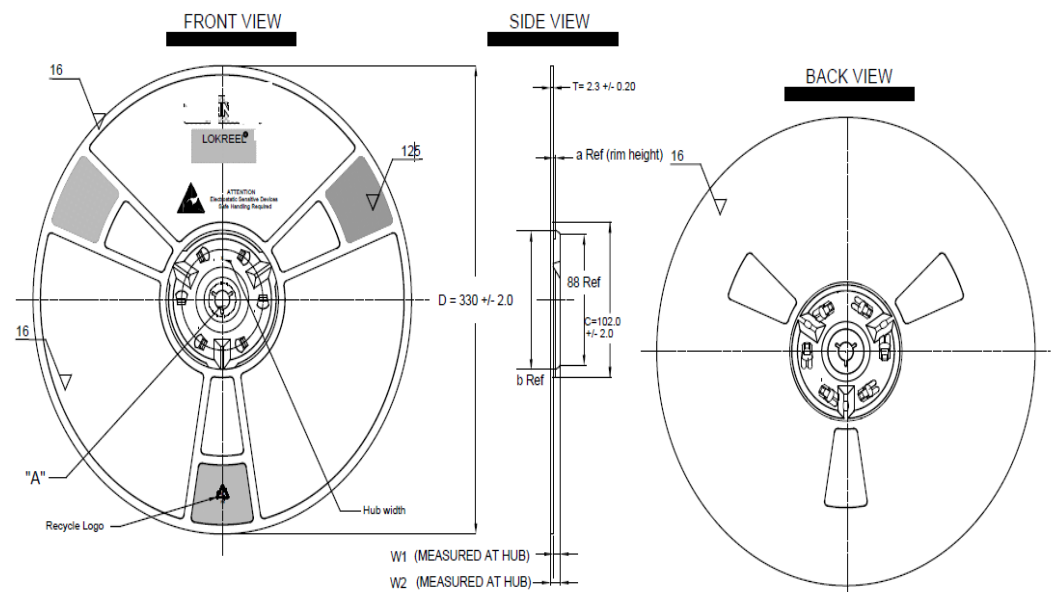
Final Test Location	ASE9	MPHL																													
Dimension	W: 13.3mm	W13.3mm																													
	 <p>COVER TAPE WIDTH "W"</p> <p>Thickness $0.048 \pm 0.005 \text{ mm}$</p> <p>HEAT ACTIVATED ADHESIVE THIS SIDE</p> <p>INSIDE CORE DIAMETER $\varnothing 76.5 \pm 0.5 \text{ mm}$</p> <p>OUTSIDE CORE DIAMETER $\varnothing 91.5 \pm 0.2 \text{ mm}$</p> <p>NOTE:</p> <ol style="list-style-type: none"> ADV P/N: HUBxxxx-yyy or HUBxxxx-yyy Width tolerance $\pm 0.10 \text{ mm}$ Length (M): -yyy +1/-0 M or -yyy +1/-0 M, where yyy or yyyy=Length Please refer to Tech Bulletins for related properties Overall (Roll) Diameter: <ul style="list-style-type: none"> - For 300 meter length roll = $163 \pm 5 \text{ mm}$ - For 500 meter length roll = $197 \pm 5 \text{ mm}$ Core width dimension = Normal cover tape width $\pm 0.1 \text{ mm}$ 	 <p>SECTION Y - Y</p> <p>SECTION X - X</p> <table border="1"> <thead> <tr> <th>COVER TAPE WIDTH* (W ± 0.1)</th> <th>CARRIER TAPE WIDTH</th> <th>ADHESIVE WIDTH (W ± 0.15)</th> </tr> </thead> <tbody> <tr> <td>5.3</td> <td>8</td> <td>0.7x2</td> </tr> <tr> <td>7.3</td> <td>12</td> <td>1.0x2</td> </tr> <tr> <td>9.3</td> <td>12</td> <td>1.0x2</td> </tr> <tr> <td>13.3</td> <td>16</td> <td>1.0x2</td> </tr> <tr> <td>21.3</td> <td>24</td> <td>1.15x2</td> </tr> <tr> <td>25.5, 26.3</td> <td>32</td> <td>1.15x2</td> </tr> <tr> <td>37.5</td> <td>44</td> <td>1.65x2</td> </tr> <tr> <td>49.5</td> <td>56</td> <td>1.65x2</td> </tr> <tr> <td>65.5</td> <td>72</td> <td>1.65x2</td> </tr> </tbody> </table> <p>NOTES</p> <ol style="list-style-type: none"> THICKNESS : $0.045-0.055 \text{ mm}$. LIGHT TRANSMITTANCE : $>80\%$ TENSILE STRENGTH : 9.7 kg/mm sq. ELONGATION : $>120\%$ SURFACE RESISTIVITY UNDERSIDE : $10^1 \text{ OHMS/SQ MAX.}$ TOPSIDE : 10^4 OHMS/SQ OTHER COVER TAPE WIDTH REFER TO W14.08-04. 	COVER TAPE WIDTH* (W ± 0.1)	CARRIER TAPE WIDTH	ADHESIVE WIDTH (W ± 0.15)	5.3	8	0.7x2	7.3	12	1.0x2	9.3	12	1.0x2	13.3	16	1.0x2	21.3	24	1.15x2	25.5, 26.3	32	1.15x2	37.5	44	1.65x2	49.5	56	1.65x2	65.5	72
COVER TAPE WIDTH* (W ± 0.1)	CARRIER TAPE WIDTH	ADHESIVE WIDTH (W ± 0.15)																													
5.3	8	0.7x2																													
7.3	12	1.0x2																													
9.3	12	1.0x2																													
13.3	16	1.0x2																													
21.3	24	1.15x2																													
25.5, 26.3	32	1.15x2																													
37.5	44	1.65x2																													
49.5	56	1.65x2																													
65.5	72	1.65x2																													

Pre and Post Change: Reel

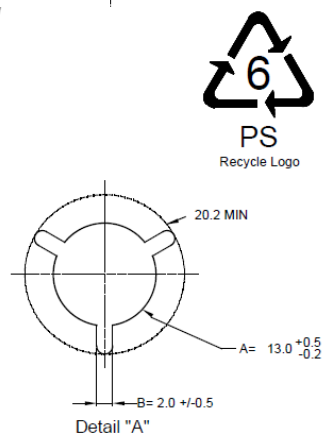
Final Test Location	ASE9	MPHL
Dimension	D: 330 mm Hub: 102mm	D: 330 mm Hub: 100mm
Color	White	White
Photo		

Pre and Post Change: Reel

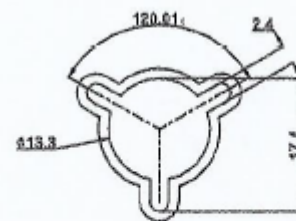
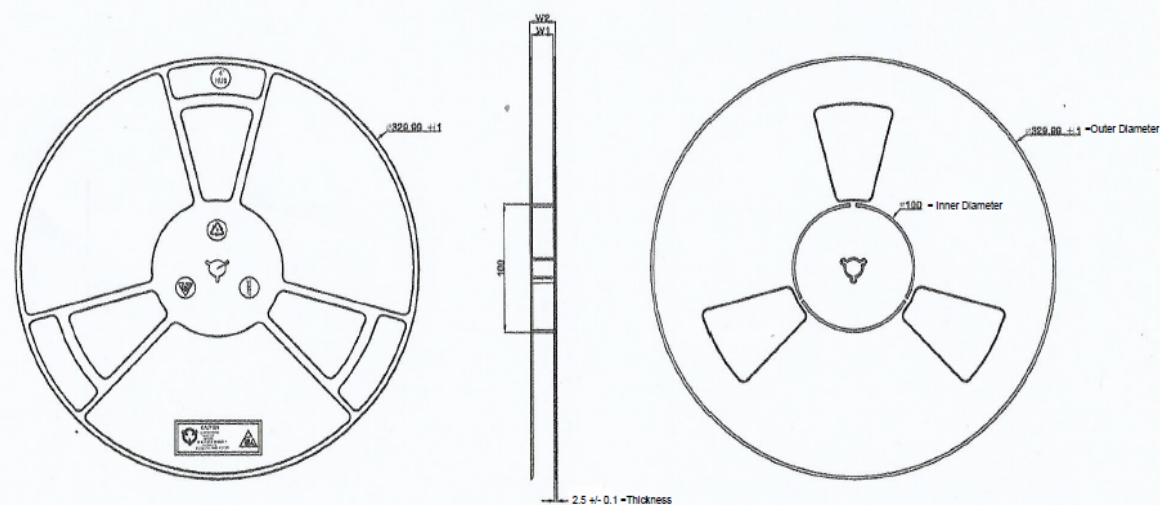
ASE9



Part Number	Nominal Hub Width	+0.3mm -0.2mm	W1	W2 MAX	a	b
RD33004SW	4mm	4.4mm	7.1mm	1.5	96.5	
RD33008SW	8mm	8.4mm	11.1mm	1.5	96.5	



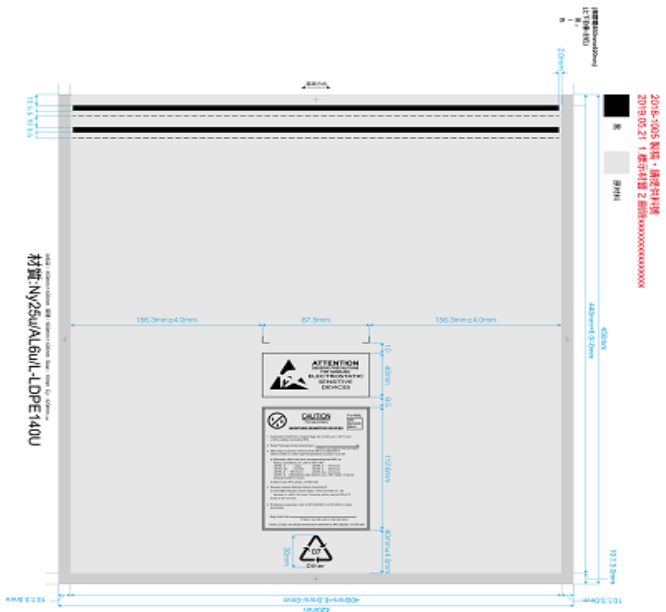

MPHL



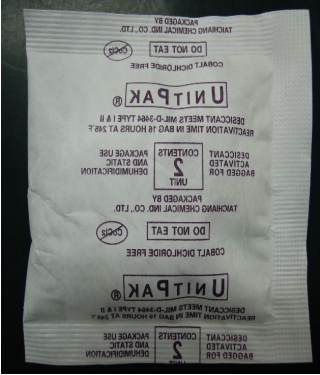



1/4

Tape Width	W1	W2
12mm	13.5 ± 0.5	17.5 ± 1.0
16mm	17.5 ± 0.5	21.5 ± 1.0
24mm	25.5 ± 0.5	29.5 ± 1.0
32mm	33.0 ± 0.5	36.5 ± 1.0

Pre and Post Change: Tape and Reel - Antistatic Shielding Bag / Moisture Barrier Bag


ASE9	MPHL
 <p>Technical drawing of an ASE9 antistatic shielding bag. The drawing shows a rectangular bag with dimensions: 450mm (17.72 inches) width and 600mm (23.62 inches) height. The bag features a central label with the text "ATTENTION" and "CAUTION". The label also includes a recycling symbol and the text "NY250/AL60UL-LOPE140U". The bag is made of a material labeled "NY250/AL60UL-LOPE140U". The drawing includes various dimensions and tolerances, such as 150.0mm (5.91 inches) for the top flaps, 10.0mm (0.39 inches) for the bottom flaps, and 10.0mm (0.39 inches) for the side flaps. The bag is shown in a flat, unfolded state.</p>	 <p>Photograph of an MPHL antistatic shielding bag. The bag is a rectangular, silver-colored bag with a central label. The label features the text "ATTENTION" and "CAUTION" and includes a recycling symbol. The bag is shown in a flat, unfolded state.</p>

Pre and Post Change: Tape and Reel

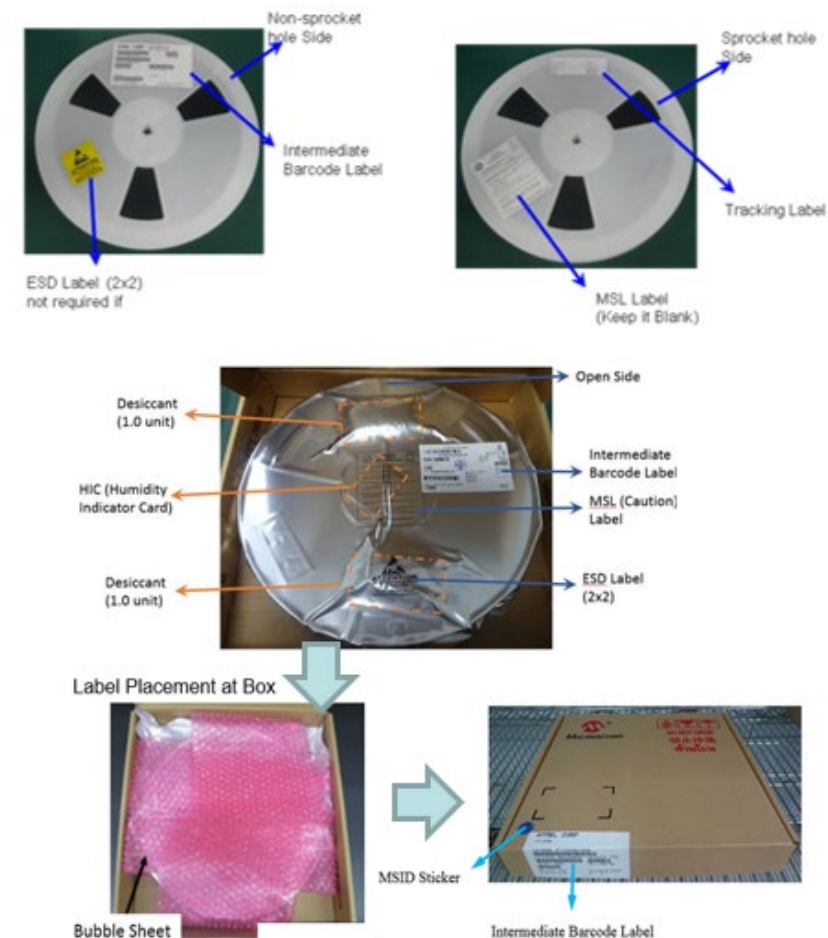
Final Test Location	ASE9	MPHL
Desiccant	<div></div> <p>2 units x 2 Per MBB bag</p>	<div></div> <p>2 pcs of 1 unit desiccant per bag</p>
HIC	<div></div>	<div></div>

Pre and Post Change: Tape and Reel Packing Method

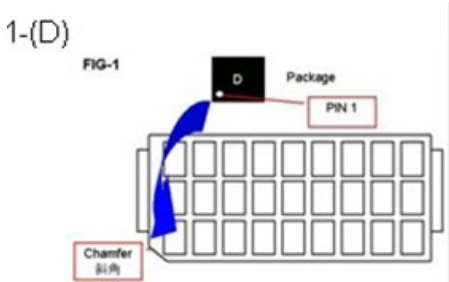
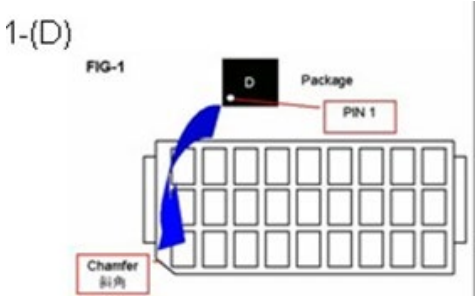
ASE9



MPHL



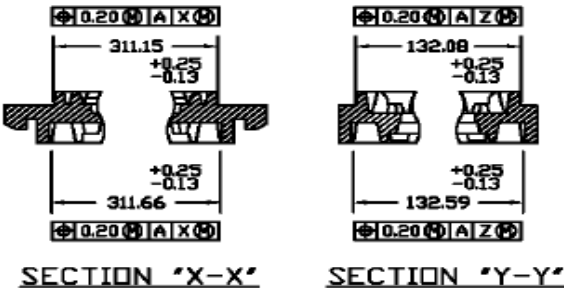
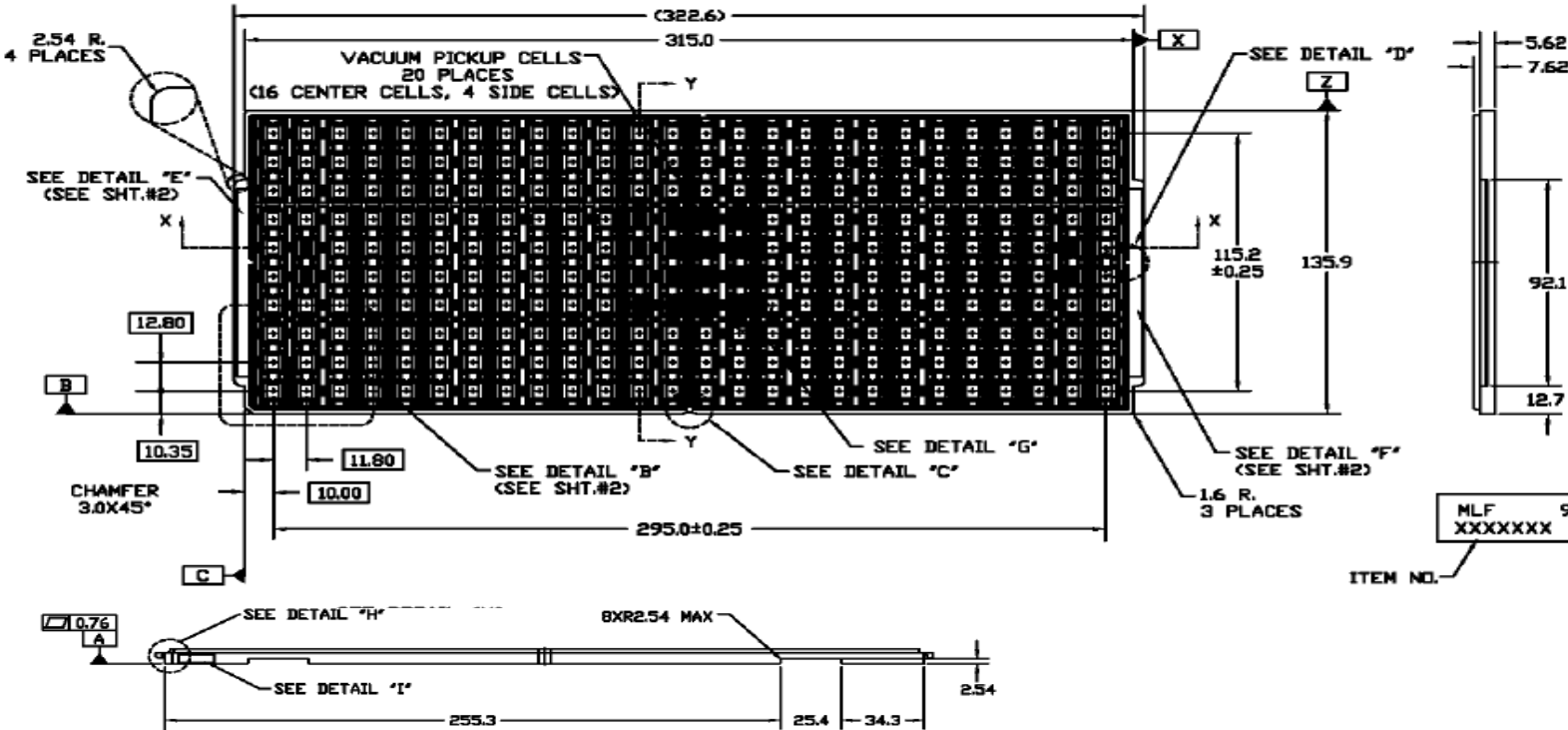
Pre and Post Change: Tray

Final Test Location	ASE9	MPHL
BQM (Base Quantity Multiple)	260	260
MSL Level	3	3
Pin1 Orientation	<div><p>1-(D)</p><p>FIG-1</p><p>Package</p><p>PIN 1</p><p>Chamfer (斜角)</p><p>Near Tray Chamfer</p></div>	<div><p>1-(D)</p><p>FIG-1</p><p>Package</p><p>PIN 1</p><p>Chamfer (斜角)</p><p>Near Tray Chamfer</p></div>
Tray	<p>Tray Length qty: 26</p> <p>Tray Width qty: 10</p> <p>Pocket on Tray: 260 (BQM)</p> <p>Tray Stack: 10 + 1 (10 + Cover)</p>	<p>Tray Length qty: 26</p> <p>Tray Width qty: 10</p> <p>Pocket on Tray: 260 (BQM)</p> <p>Tray Stack: 10 + 1 (10 + Cover)</p>

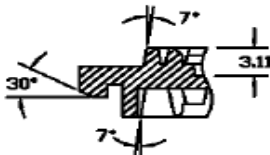
Pre and Post Change: Tray

ASE9 / MPH

THIS DRAWING IS A DAEVON PROPRIETARY(1000232)
NO COPY IS ALLOWED WITHOUT DAEVON'S PERMISSION



TRAY STACKING DETAIL
SCALE : 3/1



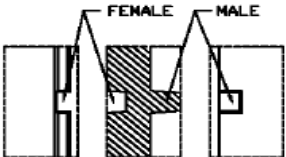
MLF
XXXXXXXXX

ITEM NO.

REVISION
LETTER



DETAIL "C"
SCALE : 4/1









SLIP-LOCK DETAILS
DETAIL "D"
SCALE : 4/1



BOTTOM VIEW
DETAIL "G"
SCALE : 4/1

Pre and Post Change: Tray

Final Test Location	ASE9	MPHL
Antistatic Shielding Bag / Moisture Barrier Bag		
Desiccant	 1 unit x 2 per MBB bag	 2 units of 1unit desiccant
Box	 371.5mmx162mmx88mm	 371mm x 162mm x 88 mm

Pre and Post Change: Tray Packing Method

ASE9



MPHL

