

To: \_\_\_\_\_

Issue date : September 17, 2020

<h2 style="margin: 0;">Process Change Notice</h2> <h3 style="margin: 0;">PC-0007486</h3>	HIROSE ELECTRIC Co., Ltd. Koriyama factory Quality control section		
	Approval	Review	Creation
			

We truly appreciate your significant support always.  
 We are currently planning on the below process change for the products planned to be delivered to your company.  
 Forwarding shares the notification of the process change. Your approval on the change will be appreciated.

Product number of your company	Product number by Hirose See Attachment 1	Product name by Hirose See Attachment 1
--------------------------------	--	--

Content of change	Type	Change in lot marking method													
	Reason	For quality stability and productivity improvement													
		Before the change	After the change	The scope that will be affected.											
		Hot stamp	Laser marking	Only the marking method will be changed. The change will not affect functional performance as it is not related to design change.											



Change execution schedule	Schedule	Sept. beginning	Sept. end	Oct. beginning	Oct. end	Nov. beginning	Nov. end	Dec. beginning	Dec. end	Jan. beginning	Jan. end							
	Preparation of process	Done																
	Preparation of standards, etc.	Done																
	Trial	→																
	Operator education	Done																
	Product evaluation test		→															
	Submission of sample			→														
	Submission of the initial product inspection result													→				

Scheduled delivery date of mass production products	From January 2021 production	Remarks	
---	------------------------------	---------	--



To: Hirose Electric Co., Ltd.		Your company name:	
<b>Answer to the notification</b>	Product name:	0 Judgment day	
	Content of change: <b>Change in lot marking method</b>	Person in charge	
Approval for the change:		Approved	Not approved
Required materials for submission / other directions			

# Contents of change

Before change (Hot stamp)



After change (laser marking)



Attachment 1
--------------

Target product

Product code	Product name by Hirose
251-0018-0 00	IX80G-A-10P
251-0018-0 10	IX80G-A-10P(10)
251-0018-0 01	IX80G-A-10P(01)
251-0018-0 11	IX80G-A-10P(11)
251-0019-0 00	IX80G-B-10P
251-0019-0 01	IX80G-B-10P(01)
251-0019-0 10	IX80G-B-10P(10)
251-0019-0 11	IX80G-B-10P(11)

C Affected CL	Affected Product Name
251-0018-0	IX80G-A-10P
251-0018-0 10	IX80G-A-10P(10)
251-0018-0 01	IX80G-A-10P(01)
251-0018-0 11	IX80G-A-10P(11)
251-0019-0	IX80G-B-10P
251-0019-0 01	IX80G-B-10P(01)
251-0019-0 10	IX80G-B-10P(10)
251-0019-0 11	IX80G-B-10P(11)