

Product Change Notification

MultiConnect[®] rCell 100 Series Cellular Routers

LTE Category 4 Models Only



Date: December 7, 2020

Product Change Notification (PCN) Number

PCN 12072020-02

I. Overview

Effective immediately, there are minor changes being made to the LTE Category 4 models of the MultiConnect rCell 100 Series Cellular Routers:

1. The two LTE antenna connectors are renamed “CELL 1” and “CELL 2”
2. WIFI antenna connector is relocated
3. RESET button opening is enlarged
4. SIM card opening is enlarged

Drawings and images are included [on page 3](#) to demonstrate these changes.

II. Schedule

Manufacturing dates differ based on model number:

- In general, all models shipping on or after November 23, 2020 (DOM 20201123) are impacted by these changes.
- A limited set of models were updated earlier this year, with shipments after September 1, 2020 (DOM 20200901) being impacted.

Contents

- I. [Overview](#)
- II. [Schedule](#)
- III. [Impacted Products](#)
- IV. [Description of Changes](#)
- V. [Additional Information](#)

III. Impacted Products

The following MultiTech Order Part Numbers are impacted by this change. There are two groups of products with two manufacture dates.

Group 1: Models shipping on or after November 23, 2020 (DOM 20201123).

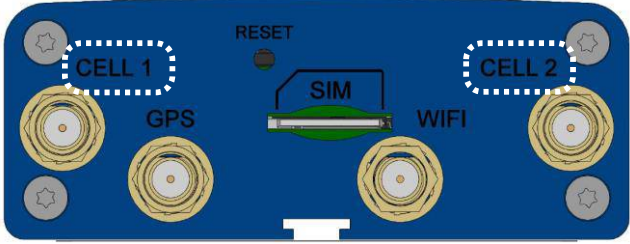
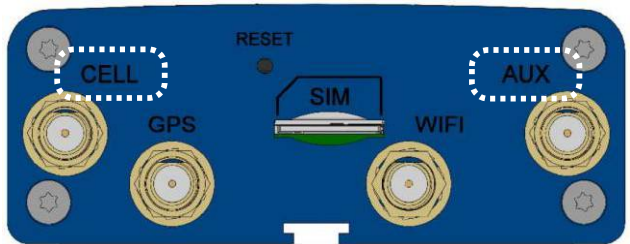
Order Part Number	Catalog Description
MTR-LEU7-B07	LTE Cat 4 Router with Fallback, without Accessories (Europe)
MTR-LEU7-B07-EU-GB	LTE Cat 4 Router with Fallback and EU/UK Accessory Kit (Europe)
MTR-LEU7-B07-HZ	LTE Cat 4 Router with Fallback, ATEX Certified with DIN rail mounting plate (Europe)
MTR-LNA7-B07	LTE Cat 4 Router with Fallback, without Accessories (AT&T/Verizon)
MTR-LNA7-B07-HZ	LTE Cat 4 Router with Fallback, Class 1 Division 2 Certified with DIN rail mounting plate (AT&T/Verizon)
MTR-LNA7-B07-US	LTE Cat 4 Router with Fallback and US Accessory Kit (AT&T/Verizon)
MTR-LNA7-B10	LTE Cat 4 Router with Fallback and Wi-Fi/BT/GPS, without Accessories (AT&T/Verizon)
MTR-LNA7-B10-HZ	LTE Cat 4 Router with Fallback, Wi-Fi/BT/GPS, Class 1 Division 2 Certified with DIN rail mounting plate (AT&T/Verizon)
MTR-LNA7-B10-US	LTE Cat 4 Router with Fallback and Wi-Fi/BT/GPS, with US Accessory Kit (AT&T/Verizon)

Group 2: Models shipping on or after September 1, 2020 (DOM 20200901).

Order Part Number	Catalog Description
MTR-LEU7-B10	LTE Cat 4 Router with Fallback and Wi-Fi/BT/GPS, without Accessories (Europe)
MTR-LEU7-B10-EU-GB	LTE Cat 4 Router with Fallback and Wi-Fi/BT/GPS, with EU/UK Accessory Kit (Europe)
MTR-LEU7-B10-HZ	LTE Cat 4 Router with Fallback, Wi-Fi/BT/GPS, ATEX Certified with DIN rail mounting plate (Europe)

IV. Description of Changes

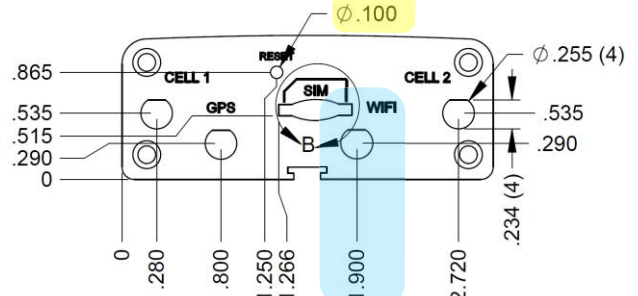
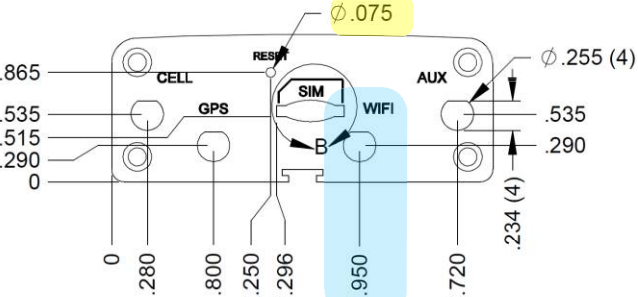
The LTE antenna connectors are renamed “CELL 1” and “CELL 2.” Below are images that demonstrate these differences. Note: LTE Category 4 cellular require two cellular antennas.

	<p><u>New Side Panel</u></p> <p>CELL 1 and CELL 2 labels for LTE antenna connectors</p> <p>Note: -B10 models shown. -B07 models do not include GPS and WIFI antenna connectors</p>
	<p><u>Old Side Panel</u></p> <p>CELL and AUX labels for LTE antenna connectors</p> <p>Note: -B10 models shown. -B07 models do not include GPS and WIFI antenna connectors</p>

In addition to renaming the antenna connectors, there are three additional changes:

- The WIFI antenna connector is relocated
- The RESET button opening is enlarged
- The SIM card opening is enlarged

Below are images that show these changes. Note: -B10 models include GPS and WIFI connectors. -B07 models do not include GPS and WIFI antenna connectors.

	<p><u>New Side Panel</u></p> <p>WIFI antenna connector is moved 0.050 inches closer to the left edge of the panel</p> <p>RESET button opening is enlarged by 0.025 inches</p> <p>SIM card opening is 0.595 inches wide</p>
	<p><u>Old Side Panel</u></p> <p>WIFI antenna connector for is located 1.950 inches from the left edge of the panel</p> <p>RESET button opening is 0.075 inches</p> <p>SIM card opening is 0.535 inches wide</p>

V. Additional Information

If you have any questions regarding this Product Change Notification, please contact your MultiTech sales representative or visit the technical resources listed below:

World Headquarters – USA

+1 (763) 785-3500 | sales@multitech.com

EMEA Headquarters – UK

+(44) 118 959 7774 | sales@multitech.co.uk

MultiTech Developer Resources:

www.multitech.net

An open environment where you can ask development related questions and hear back from MultiTech engineering or a member of this community.

Knowledge Base:

<https://www.multitech.com/kb.go>

Immediate access to support information and resolutions for all MultiTech products.

MultiTech Support Portal:

<https://support.multitech.com/support/login.html>

Create an account and submit a support case directly to our technical support team.

MultiTech Website:

<https://www.multitech.com>