



## Product Change Notification / ASER-23WWAI681

---

**Date:**

05-Aug-2020

**Product Category:**

Memory

**PCN Type:**

Manufacturing Change

**Notification Subject:**

CCB 4235 Final Notice: Qualification of MMT as a new final test site for selected Atmel AT27C/BV/LVxxxPU/JUxxx products

**Affected CPNs:**

[ASER-23WWAI681\\_Affected\\_CPN\\_08052020.pdf](#)  
[ASER-23WWAI681\\_Affected\\_CPN\\_08052020.csv](#)

**Notification Text:**

**PCN Status:**Final notification

**PCN Type:**Manufacturing Change

**Microchip Parts Affected:**Please open one of the icons found in the Affected CPNs section above.

NOTE: For your convenience Microchip includes identical files in two formats (.pdf and .xls).

**Description of Change:**Qualification of MMT as a new final test site for selected Atmel AT27C/BV/LVxxxPU/JUxxx products.

**Pre Change:**Tested at MPHIL final test site.

**Post Change:**Tested at MMT final test site.

**Pre and Post Change Summary:**

	Pre Change	Post Change
--	------------	-------------



Qual Report Availability							X								
Final PCN Issue Date							X								
Estimated Implementation Date												X			

**Method to Identify Change:**Traceability code

**Qualification Report:**Please open the attachments included with this PCN labeled as PCN\_#\_Qual\_Report.

**Revision History:****June 25, 2020:** Issued initial notification.**July 14, 2020:** Issued final notification. Attached the qualification report. Provided estimated first ship date to be on August 17, 2020**July 28, 2020:** Reissued final notification. Reattached the qualification report. Corrected the pin orientation within the PCN letter. Corrected titles contained in page 5 and 6 of the Pre and Post Change document.**August 5, 2020:** Reissued final notification. Corrected tolerance typo contained in Pre and Post Change document.

The change described in this PCN does not alter Microchip's current regulatory compliance regarding the material content of the applicable products.

## Attachments:


[PCN ASER-23WWAI681\\_Pre and Post Change Summary.pdf](#)  
[PCN\\_ASER-23WWAI681\\_Qual\\_Report.pdf](#)

Please contact your local [Microchip sales office](#) with questions or concerns regarding this notification.

## Terms and Conditions:

If you wish to receive Microchip PCNs via email please register for our PCN email service at our [PCN home page](#) select register then fill in the required fields. You will find instructions about registering for Microchips PCN email service in the [PCN FAQ](#) section.

If you wish to change your PCN profile, including opt out, please go to the [PCN home page](#) select login and sign into your myMicrochip account. Select a profile option from the left navigation bar and make the applicable selections.



A Leading Provider of Microcontroller,  
Mixed-Signal, Analog & Flash-IP Solutions



**PCN # ASER-23WWAI681**  
**CCB 4235\_Pre and Post Change Summary**



## Affected Parts List

### Packing Media: Tube

CPN	Lead Count	Pkg Type	Base Quantity Multiple	Packing Media
AT27BV256-70JU	32.00	PLCC	32.00	Tube
AT27LV256A-90JU	32.00	PLCC	32.00	Tube
AT27LV512A-90JU	32.00	PLCC	32.00	Tube
AT27BV010-90JU	32.00	PLCC	32.00	Tube
AT27LV010A-70JU	32.00	PLCC	32.00	Tube
AT27LV020A-12JU	32.00	PLCC	32.00	Tube
AT27C256R-45JU	32.00	PLCC	32.00	Tube
AT27C256R-70JU	32.00	PLCC	32.00	Tube
AT27C256R-70JU-306	32.00	PLCC	32.00	Tube
AT27C256R-45PU	28.00	PDIP	14.00	Tube
AT27C256R-70PU	28.00	PDIP	14.00	Tube
AT27C512R-45JU	32.00	PLCC	32.00	Tube
AT27C512R-70JU	32.00	PLCC	32.00	Tube
AT27C512R-45PU	28.00	PDIP	14.00	Tube
AT27C512R-70PU	28.00	PDIP	14.00	Tube
AT27C1024-45PU	40.00	PDIP	10.00	Tube
AT27C1024-70PU	40.00	PDIP	10.00	Tube
AT27C2048-90PU	40.00	PDIP	10.00	Tube

CPN	Lead Count	Pkg Type	Base Quantity Multiple	Packing Media
AT27C020-55PU	32.00	PDIP	12.00	Tube
AT27C020-90PU	32.00	PDIP	12.00	Tube
AT27C020-55JU	32.00	PLCC	32.00	Tube
AT27C020-90JU	32.00	PLCC	32.00	Tube
AT27C4096-90PU	40.00	PDIP	10.00	Tube
AT27C4096-55PU	40.00	PDIP	10.00	Tube
AT27C040-70PU	32.00	PDIP	12.00	Tube
AT27C040-90PU	32.00	PDIP	12.00	Tube
AT27C040-70JU	32.00	PLCC	32.00	Tube
AT27C040-90JU	32.00	PLCC	32.00	Tube
AT27C080-90PU	32.00	PDIP	12.00	Tube
AT27C080-90PU	32.00	PDIP	12.00	Tube
AT27C080-90JU	32.00	PLCC	32.00	Tube
AT27C080-90JU	32.00	PLCC	32.00	Tube
AT27C010-70PU	32.00	PDIP	12.00	Tube
AT27C010-45JU	32.00	PLCC	32.00	Tube
AT27C010-70JU	32.00	PLCC	32.00	Tube
AT27LV040A-90JU	32.00	PLCC	32.00	Tube

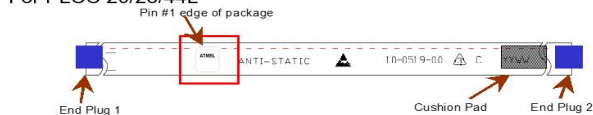


# TUBE PACKING: PLCC Package

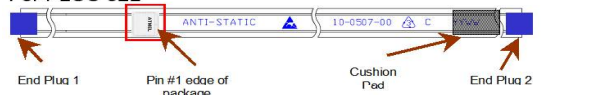
## 32L PLCC Tube Packing: MPHL

### 1. Pin 1 Orientation

For PLCC 20/28/44L



For PLCC 32L

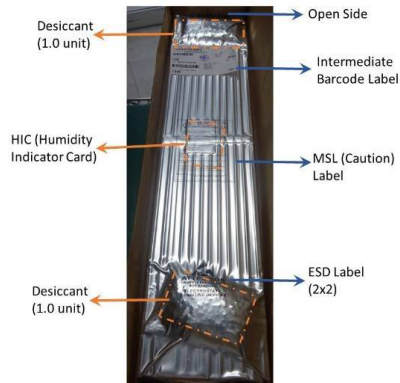


### 2. Tube Bundling

**PLCC 32 – 30 tubes per bag**  
**PLCC 44 – 20 tubes per bag**




### 3. Moisture Barrier Bag Labels



### 4. Wrap bag with bubble pack



### 5. Tube Box Packing

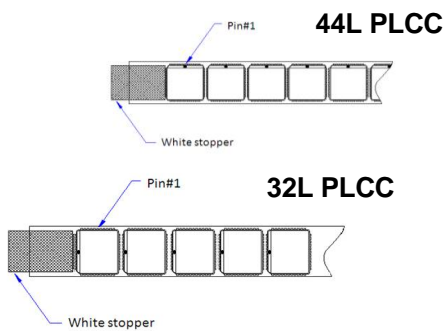




## TUBE PACKING: PLCC Package

### 32L PLCC Tube Packing : MMT

#### 1. Pin 1 Orientation




#### 2. Tube Bundling

PLCC 32 – 30 tubes per bag  
PLCC 44 – 20 tubes per bag

#### 3. Moisture Barrier Bag Labels



#### 4. Tube Box Packing



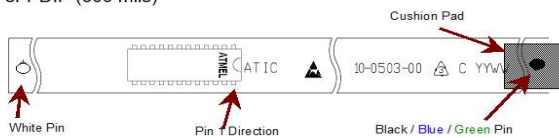


# TUBE PACKING: PDIP Package

## 28L/32L/40L PDIP Tube Packing: MPHL

### 1. Pin 1 Orientation

For PDIP (600 mils)



### 4. Wrap bag with bubble pack




### 2. Tube Bundling

**PDIP 32 – 40 Tubes/Bag**  
**PDIP 40 – 24 Tubes/Bag**

### 3. Shielding Bag Labels



### 5. Tube Box Packing





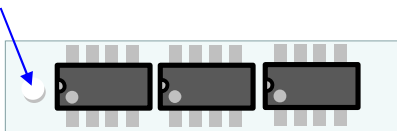


# TUBE PACKING: PDIP Package

28L/32L/40L PDIP Tube Packing: MMT

## 1. Pin 1 Orientation

Pin 1 Side  
White End Pin




## 2. Tube Bundling

**PDIP 28 – 24 Tubes/Bag**  
**PDIP 32 – 40 Tubes/Bag**  
**PDIP 40 – 24 Tubes/Bag**

## 3. Antistatic Pink bag



## 4. Tube Outer Box Packing Packing for PDIP tubes (Sample)





## Affected Parts List

### Packing Media: T/R

CPN	Lead Count	Pkg Type	Base Quantity Multiple	Packing Media
AT27BV256-70JU-T	32.00	PLCC	750.00	T/R
AT27LV256A-90JU-T	32.00	PLCC	750.00	T/R
AT27LV512A-90JU-T	32.00	PLCC	750.00	T/R
AT27BV010-90JU-T	32.00	PLCC	750.00	T/R
AT27LV010A-70JU-T	32.00	PLCC	750.00	T/R
AT27LV020A-12JU-T	32.00	PLCC	750.00	T/R
AT27C256R-45JU-T	32.00	PLCC	750.00	T/R
AT27C256R-70JU-T	32.00	PLCC	750.00	T/R
AT27C512R-45JU-T	32.00	PLCC	750.00	T/R

CPN	Lead Count	Pkg Type	Base Quantity Multiple	Packing Media
AT27C512R-70JU-T	32.00	PLCC	750.00	T/R
AT27C020-55JU-T	32.00	PLCC	750.00	T/R
AT27C020-90JU-T	32.00	PLCC	750.00	T/R
AT27C040-70JU-T	32.00	PLCC	750.00	T/R
AT27C040-90JU-T	32.00	PLCC	750.00	T/R
AT27C080-90JU-T	32.00	PLCC	750.00	T/R
AT27C010-45JU-T	32.00	PLCC	750.00	T/R
AT27C010-70JU-T	32.00	PLCC	750.00	T/R
AT27LV040A-90JU-T	32.00	PLCC	750.00	T/R



DIM	2
A0	13.10 0.10
B0	15.20 0.10
K0	3.90 0.10

SCALE 1:1

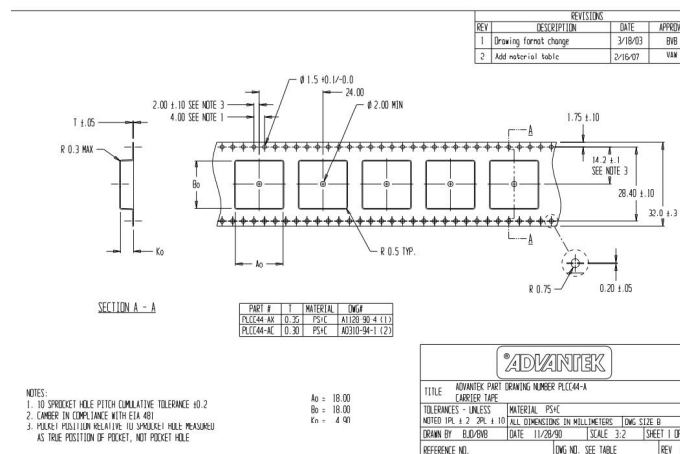
NOTES:  
 1. 13 POCKET HOLE PITCH CUMULATIVE TOLERANCE  $\pm 0.2$   
 2. POCKET POSITION RELATIVE TO 13POCKET HOLE MEASURED AS TRUE POSITION OF POCKET; NOT POCKET HOLE.  
 3. A0 AND B0 ARE MEASURED ON A PLANE AT A DISTANCE "R" ABOVE THE BOTTOM OF THE POCKET.

PART #	MATERIAL	DIM.
PLCC44-M	0.35	PS-C AL100-90-4 (1)
PLCC44-MC	0.30	PS-C AD100-90-1 (2)

NOTES:  
 1. TO SPROCKET HOLE PITCH CUMULATIVE TOLERANCE  $\pm 0.2$   
 2. CARBER IN COMPLIANCE WITH EIA 481  
 3. PCKET POSITION RELATIVE TO SPROCKET HOLE MEASURED AS TRUE POSITION OF PCKET, NOT PCKET HOLE



## PLCC 44 CARRIER TAPE



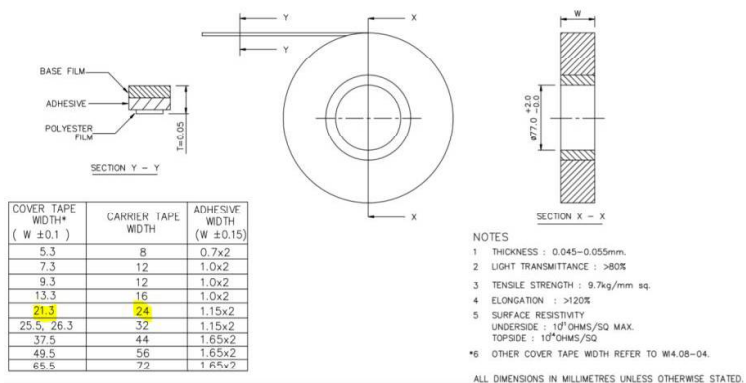
Unit in mm

Supplier	Mfg. Part No.	W (mm.) ±0.3 or Specific	P (mm.) ±0.1 or Specific	A <sub>0</sub> ±0.1 or Specific	B <sub>0</sub> ±0.1 or Specific	K <sub>0</sub> ±0.1 or Specific	Thickness
Advantek	PLCC44-AC88.0R5	32	24	18±0.1	18±0.1	4.9±0.1	0.30±0.05



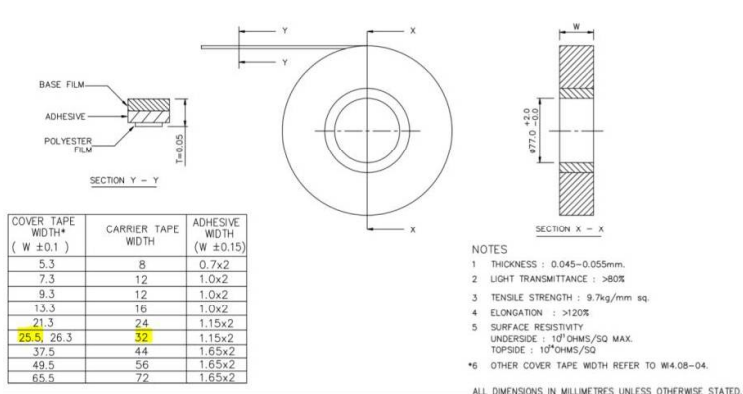
# MPHL COVER TAPE

## PLCC 32 COVER TAPE (Width: 24mm)



Carrier Width	Supplier	MCHP P/N	Supplier Part	Width "W" (mm)	Thickness (mm)	Sealing Mythology
24mm	CPak	211894	CP58 PSA	21.3 +/-0.1	0.050 ±0.010	Pressure Seal

## PLCC 44 COVER TAPE (Width: 32mm)

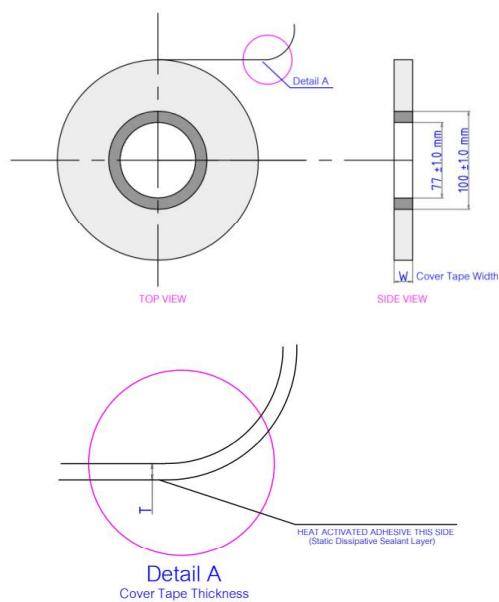


Carrier Width	Supplier	MCHP P/N	Supplier Part	Width "W" (mm)	Thickness (mm)	Sealing Mythology
32mm	CPak	211887	CP58 PSA	25.5 +/-0.1	0.050 ±0.010	Pressure Seal



# MMT COVER TAPE

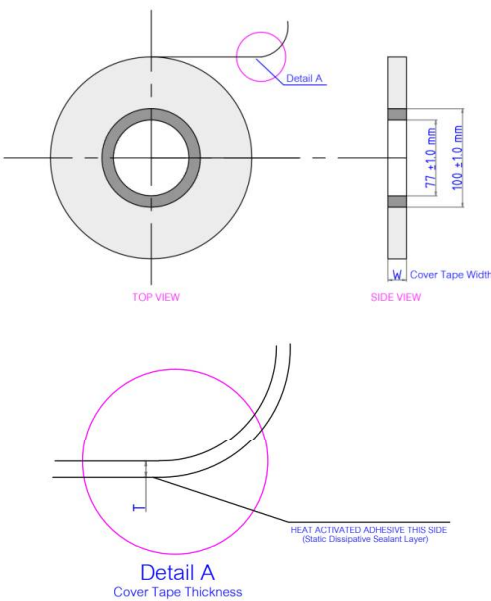
PLCC 32 COVER TAPE (Width: 24mm)



Carrier Width	Supplier	MCHP P/N	Supplier Part	Width "W" (mm)	Thickness (mm)	Sealing Mythology
24mm	Sumitomo	22102002	CSL-Z7302	21.0 +/- 0.1	0.050 ±0.010	Heat Sealing



PLCC 44 COVER TAPE (Width: 32mm)



Carrier Width	Supplier	MCHP P/N	Supplier Part	Width "W" (mm)	Thickness (mm)	Sealing Mythology
32mm	Sumitomo	22104401	CSL-Z7302	25.5 +/- 0.1	0.050 ±0.010	Heat Sealing

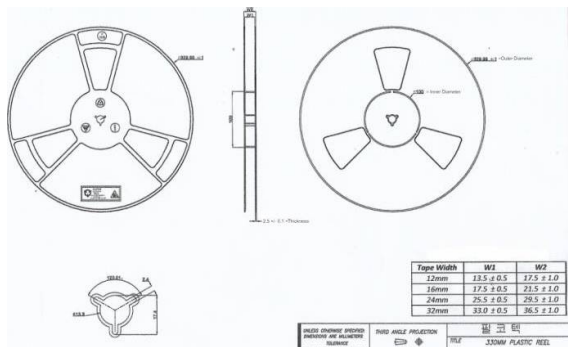
Added by Satsawat



# MPHL PLASTIC REEL

## PLASTIC REEL: WIDTH 24mm

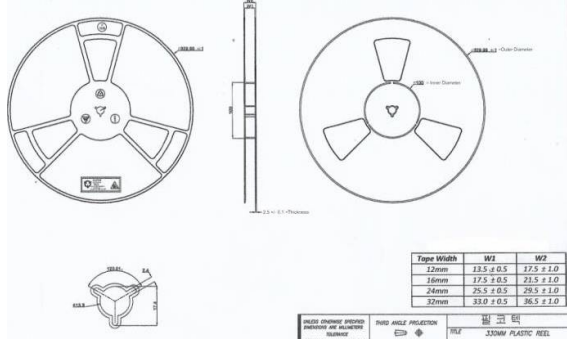
### PLCC 32L



Width	MCHP P/N	Supplier Part	Hub	Color
24mm	211696	N/A	4inch (100mm)	White

## PLASTIC REEL: WIDTH 32mm

### PLCC 44L




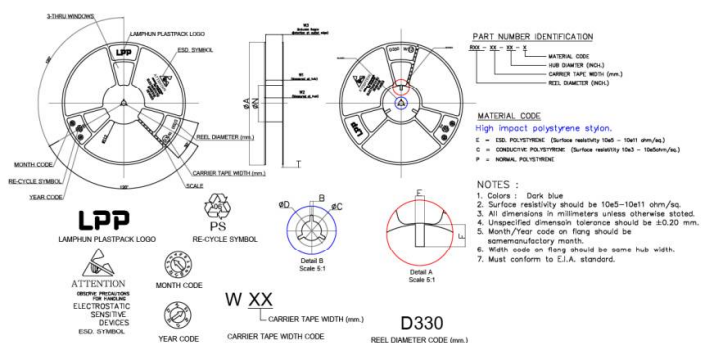
Width	MCHP P/N	Supplier Part	Hub	Color
32mm	211697	N/A	4inch (100mm)	White



# MMT MPHL PLASTIC REEL

## PLASTIC REEL: WIDTH 24mm

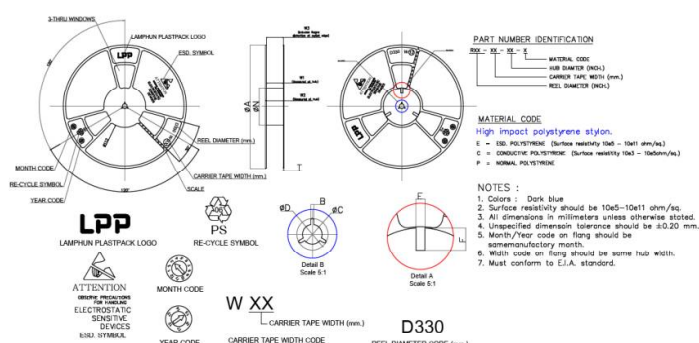
### PLCC 32L



Width	MCHP P/N	Supplier Part	Hub	Color
24mm	23000024	R13-24-04-E	4inch (100mm)	Dark Blue

## PLASTIC REEL: WIDTH 32mm

### PLCC 44L



Width	MCHP P/N	Supplier Part	Hub	Color
32mm	23000023	R13-32-04-E	4inch (100mm)	Dark Blue





## Plastic Reel (Width 24 mm)

---

Description	MPHIL	MMT
Color	White	Dark blue
Diameter	329.99 +/- 1.0	330 +/- 2.0
Hub	100	100 +/- 2.0
Width	25.5 +/- 0.5	24.4 +2.00/-0.00



## Plastic Reel (Width 32 mm)

---

Description	MPHIL	MMT
Color	White	Dark blue
Diameter	329.99 +/- 1.0	330 +/- 2.0
Hub	100	100 +/- 2.0
Width	33 +/- 0.5	32.4 +/- 2.0

Added by Panisara


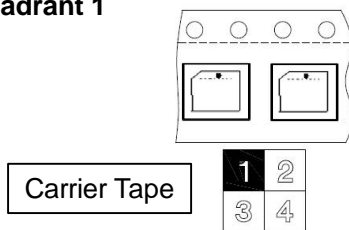
---



# TAPE AND REEL PACKING PROCEDURE MPHL

MSL 2 – T/R REEL DRY PACK PROCEDURE (Ref Spec# PI-35015)

## Pin 1 Orientation Quadrant 1



## Label Placement at Box



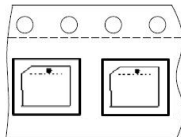


# TAPE AND REEL PACKING PROCEDURE MMT

MSL 2 – T/R REEL DRY PACK PROCEDURE (Ref Spec# PI-24069)

## Pin 1 Orientation

### Quadrant 1



Carrier Tape



13" Reel for New MBB with Caution printing




Figure 8.6.1B Dry pack for tape and reel



**MICROCHIP**

## **QUALIFICATION REPORT SUMMARY**

**PCN#: ASER-23WWAI681**

**Date:  
July 10, 2020**

**Qualification of MMT as a new final test site for selected  
Atmel AT27C/BV/LVxxxPU/JUxxx products.**

**Purpose:**     **Qualification of MMT as a new final test site for selected  
Atmel AT27C/BV/LVxxxPU/JUxxx products.**

**CCB No.:**    **4235**

Test / Evaluation	Test Conditions / Parameters	Results
Datalog/Bin Comparison	<ul style="list-style-type: none"><li>• Compare overall yield, speed distribution, test bin pass/fail results.</li><li>• Accept if all match or justify the differences</li></ul>	Passed
Correlation Lot Report	<ul style="list-style-type: none"><li>• Yield at each step and reject analysis between systems. Min 3K units are tested for each program/density conversion we perform.</li><li>• Accept on yield match within 1%</li></ul>	Passed

Affected Catalog Part Numbers(CPN)

AT27BV256-70JU  
AT27LV256A-90JU  
AT27BV256-70JU-T  
AT27LV256A-90JU-T  
AT27LV512A-90JU  
AT27LV512A-90JU-T  
AT27BV010-90JU  
AT27LV010A-70JU  
AT27BV010-90JU-T  
AT27LV010A-70JU-T  
AT27LV020A-12JU  
AT27LV020A-12JU-T  
AT27C256R-45JU  
AT27C256R-70JU  
AT27C256R-70JU-306  
AT27C256R-45PU  
AT27C256R-70PU  
AT27C256R-45JU-T  
AT27C256R-70JU-T  
AT27C512R-45JU  
AT27C512R-70JU  
AT27C512R-45PU  
AT27C512R-70PU  
AT27C512R-45JU-T  
AT27C512R-70JU-T  
AT27C1024-45PU  
AT27C1024-70PU  
AT27C2048-90PU  
AT27C020-55PU  
AT27C020-90PU  
AT27C020-55JU  
AT27C020-90JU  
AT27C020-55JU-T  
AT27C020-90JU-T  
AT27C4096-90PU  
AT27C4096-55PU  
AT27C040-70PU  
AT27C040-90PU  
AT27C040-70JU  
AT27C040-90JU  
AT27C040-70JU-T  
AT27C040-90JU-T

AT27C080-90PU  
AT27C080-90JU  
AT27C080-90JU-T  
AT27C010-70PU  
AT27C010-45JU  
AT27C010-70JU  
AT27C010-45JU-T  
AT27C010-70JU-T  
AT27LV040A-90JU  
AT27LV040A-90JU-T