

## Product Discontinuation Notice: EVP -AK B11A Series Light Touch Switch

P DN.PG 26.12.7 .2018

12.7.2018

<b>Effective Date:</b>	Immediate
<b>Last Time Buy Date:</b>	Immediate
<b>Last Eligible Ship Date:</b>	Immediate
<b>Discontinuation Details:</b>	Panasonic will end the production of the “3.8mm x 1.9mm Side 0 perational SMD Light Touch S witch” due to low sales demand.
<b>Suggested Replacement:</b>	EVP -AKE3 1A
<b>Affected Part Numbers:</b>	EVP -AKB11A

Comparison between EVPAKB11A and EVPAKE31A

Product No.	3819-EVPAKB11A	3819-EVPAKE31A	Comparison result
Appearance Dimensions	<p style="text-align: center;">General tolerance : ±0.1</p>		The appearance dimensions of two products are the same.
Operation character	Push force : 1.6±0.3N	Return force : 0.1N min    Stroke : 0.12±0.05mm	The operation character of two products are the same .
Endurance	5N 200,000 times ( 2 pcs domes inside the product )	5N 500,000 times ( 3 pcs domes inside the product )	EVPAKE31A have higher endurance character.

Conclusion:  
According to the above comparison result ,the two types 3819 EVPAKB11A and EVPAKE31A can be used pin to pin.  
When customer use EVPAKE31A to replace the EVPAKB11A, it will not influence the set design and product assemble.  
The two types have different internal structure, and the EVPAKE31A have higher endurance character.

<b>Datasheets:</b>	See attached.
<b>Notes:</b>	Please kindly convey this message to all affected Panasonic customers .

### 3.8 mm×1.9 mm Side-operational SMD Light Touch Switches

**!** Partly to Be Discontinued  
Last time buy: May 31, 2017

Type: **EVPAK**



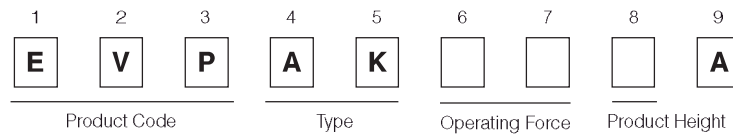
#### ■ Features

- External dimensions: 3.9 mm×2.05 mm, (Excluding the push plate)  
Height 1.6 mm
- Side-operational type
- Good feeling
- Measure against electro static discharge (ESD)
- IP67

#### ■ Recommended Applications

- Operation switches for portable electronic equipment  
(Mobile phone, Portable audio)

#### ■ Explanation of Part Numbers



#### ■ Specifications

Type		Snap action/Push-on type SPST
Electrical	Rating	10 μA 2 V DC to 20 mA 15 V DC (Resistive load)
	Contact Resistance	100 mΩ max.
	Insulation Resistance	100 MΩ min. (at 100 V DC)
	Dielectric Withstanding Voltage	250 V AC for 1 minute
	Bouncing	10 ms max. (ON, OFF)
Mechanical	Operating Force	1.6 N
	Travel	0.12 mm
<b>!</b> Endurance	Operating Life	200,000 cycles min.
IP67(*1)	IP6x (Dust resistance)	Dust : Talc (Type4) 8h
	IPx7 (Water resistance)	Immersion depth : 1m 30min.
Operating Temperature		-40 °C to +85 °C
Storage Temperature		-40 °C to +90 °C (Bulk) -20 °C to +60 °C (Taping)
Minimum Quantity/Packing Unit		5,000 pcs. Embossed Taping (Reel Pack)
Quantity/Carton		25,000 pcs.

Note: Non washable

(\*1) IP67 : Switch shall not be operated during test.

Water or dust ingress shall be limited enough to prevent deleterious effect to the switch function.

However, IP67 shall be guaranteed under single product state,

then there is a possibility that IP67 performance become impaired depending on your mounting condition or usage.

So, please ask us in advance, if the switch is applied to important usage for water and dust resistant.

Design and specifications are each subject to change without notice. Ask factory for the current technical specifications before purchase and/or use.  
Should a safety concern arise regarding this product, please be sure to contact us immediately.

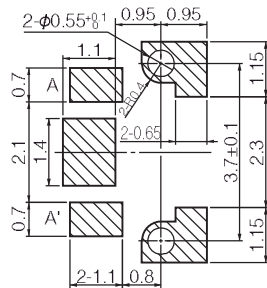
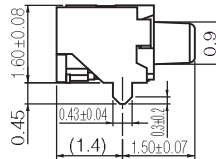
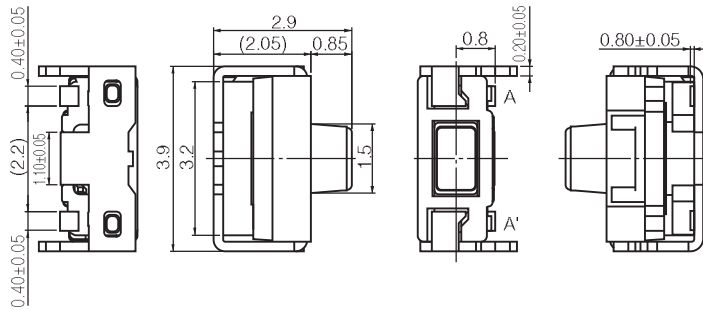
■ Dimensions in mm (not to scale)

EVPAK

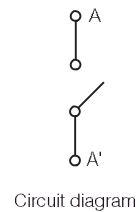
(Embossed Taping)

General dimension tolerance :  $\pm 0.1$   
( ) dimensions are reference dimensions.

This reference specifications are subject to change.



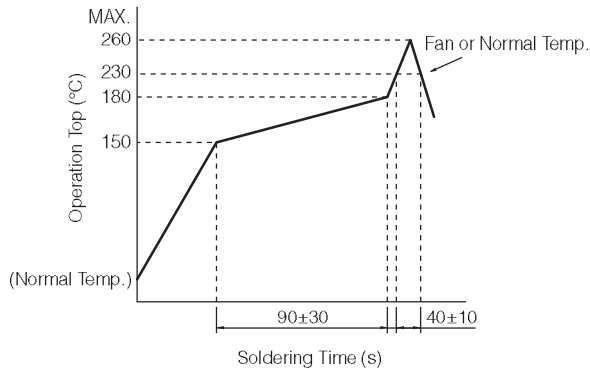
PWB land pattern for reference  
Soldering thickness  $t=0.10$  to  $0.12$



Part Numbers	Operating Force	Height	Operating Life
EVPAKB11A	1.6 N	1.6 mm	200,000 cycles

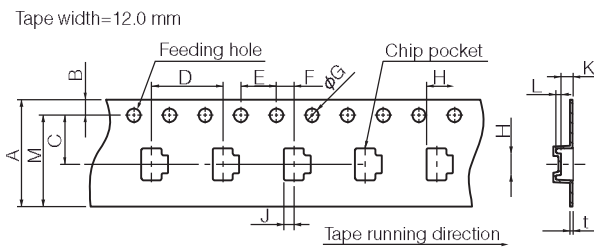
Design and specifications are each subject to change without notice. Ask factory for the current technical specifications before purchase and/or use.  
Should a safety concern arise regarding this product, please be sure to contact us immediately.

## ■ Recommended Reflow Soldering Conditions



\*Reflow temperature may vary by location even in the same reflow condition. Please check the reflow temperature at terminals and at the top of a switch to make sure the both temperatures are within the specification. If even one of them is out of the specifications, please adjust.

## ● Embossed Carrier Taping



Taping condition : Lack of products in the middle of taping should be one MAX, but total quantity specified in the specifications should be secured.  
 Peeling off strength of top tape : It should be within 0.2N to 1.0N at 165 degree in peeling off angle.  
 Joint of carrier tape : One joint per one reel may exist.

Unit: mm

Part No.	Height	A	B	C	D	E	F	G	H	I	J	K	L	K	t
EVPAK	1.6	12.0±0.2	1.75±0.10	5.50±0.05	8.0±0.1	4.0±0.1	2.00±0.05	1.5 <sup>±0.1</sup>	3.15±0.20	4.1±0.2	(1.125)	1.8±0.1	0.65±0.10	(10.25)	0.30±0.05

## 3.8 mm×1.9 mm Side-operational SMD Light Touch Switches

Type: **EVPAK**



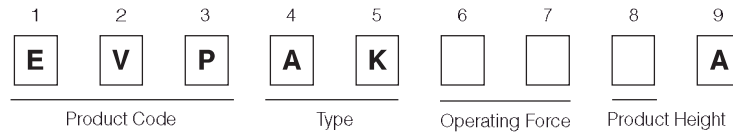
### ■ Features

- External dimensions: 3.9 mm×2.05 mm, (Excluding the push plate)  
Height 1.6 mm
- Side-operational type
- Good feeling
- Measure against electro static discharge (ESD)
- IP67

### ■ Recommended Applications

- Operation switches for portable electronic equipment  
(Mobile phone, Portable audio)

### ■ Explanation of Part Numbers



### ■ Specifications

Type		Snap action/Push-on type SPST
Electrical	Rating	10 μA 2 V DC to 20 mA 15 V DC (Resistive load)
	Contact Resistance	100 mΩ max.
	Insulation Resistance	100 MΩ min. (at 100 V DC)
	Dielectric Withstanding Voltage	250 V AC for 1 minute
	Bouncing	10 ms max. (ON, OFF)
Mechanical	Operating Force	1.6 N
	Travel	0.12 mm
Endurance	Operating Life	500,000 cycles min.
IP67(*1)	IP6x (Dust resistance)	Dust : Talc (Type4) 8h
	IPx7 (Water resistance)	Immersion depth : 1m 30min.
Operating Temperature		-40 °C to +85 °C
Storage Temperature		-40 °C to +90 °C (Bulk) -20 °C to +60 °C (Taping)
Minimum Quantity/Packing Unit		5,000 pcs. Embossed Taping (Reel Pack)
Quantity/Carton		25,000 pcs.

Note: Non washable

(\*1) IP67 : Switch shall not be operated during test.

Water or dust ingress shall be limited enough to prevent deleterious effect to the switch function.

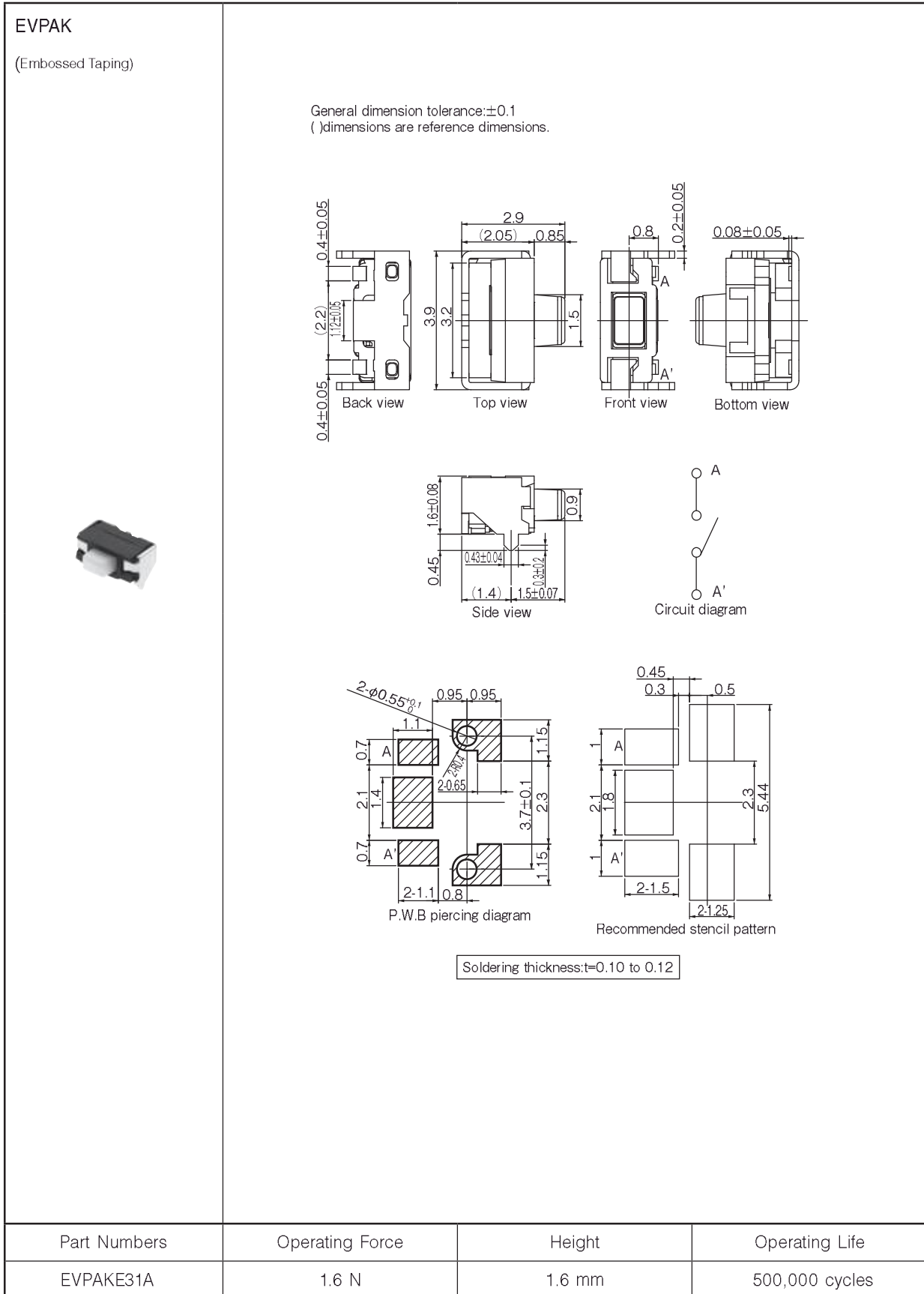
However, IP67 shall be guaranteed under single product state,

then there is a possibility that IP67 performance become impaired depending on your mounting condition or usage.

So, please ask us in advance, if the switch is applied to important usage for water and dust resistant.

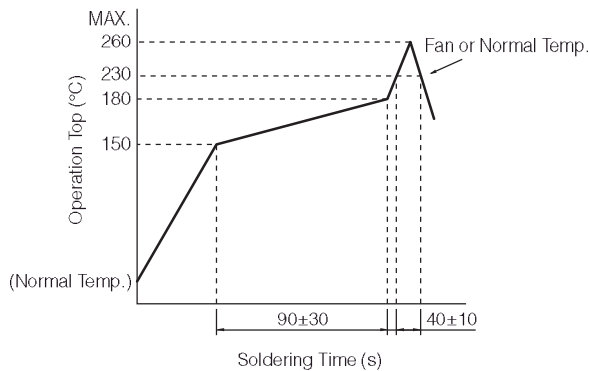
Design and specifications are each subject to change without notice. Ask factory for the current technical specifications before purchase and/or use.  
Should a safety concern arise regarding this product, please be sure to contact us immediately.

■ Dimensions in mm (not to scale)



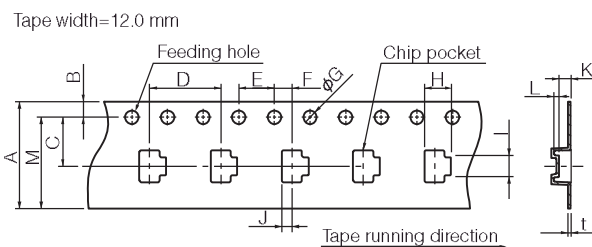
Design and specifications are each subject to change without notice. Ask factory for the current technical specifications before purchase and/or use. Should a safety concern arise regarding this product, please be sure to contact us immediately.

## ■ Recommended Reflow Soldering Conditions



\*Reflow temperature may vary by location even in the same reflow condition. Please check the reflow temperature at terminals and at the top of a switch to make sure the both temperatures are within the specification. If even one of them is out of the specifications, please adjust.

## ● Embossed Carrier Taping



Taping condition : Lack of products in the middle of taping should be one MAX, but total quantity specified in the specifications should be secured.  
 Peeling off strength of top tape : It should be within 0.2N to 1.0N at 165 degree in peeling off angle.  
 Joint of carrier tape : One joint per one reel may exist.

Unit: mm

Part No.	Height	A	B	C	D	E	F	G	H	I	J	K	L	M	t
EVPAK	1.6	12.0±0.2	1.75±0.10	5.50±0.05	8.0±0.1	4.0±0.1	2.00±0.05	1.5 <sup>±0.1</sup>	3.15±0.20	4.1±0.2	(1.125)	1.8±0.1	0.65±0.10	(10.25)	0.30±0.05

Design and specifications are each subject to change without notice. Ask factory for the current technical specifications before purchase and/or use. Should a safety concern arise regarding this product, please be sure to contact us immediately.