



8755 W. Higgins Road Suite 500  
Chicago, Illinois USA 60631

Aug.15<sup>th</sup> 2018

**RE: Communication Letter of Littelfuse TPSMB series Capacity Expansion**

To our valued customers,

Littelfuse is glad to announce the completion of our capacity expansion project of TPSMB series in Wuxi plant.

The new capacity is with consolidated process stations, we will be able to support our customers with better production capacity and also improve the Lead Time.

There is no change on the BOM (Bill Of Materials) and product specification, and also not FIT, Form Function change.

Littelfuse will start to ship the goods from the new capacity from **Sept. 15th 2018** on, meanwhile our existing capacity of TPSMB in same facility is also running, and will keep running together with new capacity.

This communication package is for your information and acknowledgement. If you any enquiries please contact Littelfuse® **within 30 days** of the notification date.

If you have any other questions or concerns, please contact your Littelfuse® local sales office.

We value your business and look forward to assisting you whenever possible.

Best Regards,  
Charlie Cai  
Product Manager Automotive and Hi-Rel TVS

# PCN Report

**Prepared By** : Haipeng Xu, Senior Product Engineer  
**Date** : Apr. 30<sup>th</sup>, 2018  
**Products** : Automotive TVS in SMB(DO214AA) package acquired from ON Semiconductor  
**Revision** : A

## 1.0 Objective:

This report covers manufacturing site transfer activities of automotive TVS of SMB(DO214AA) package acquired from ON Semiconductor. Site transfer includes fab manufacturing, backend assembly, final test and packaging operations.

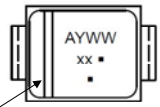
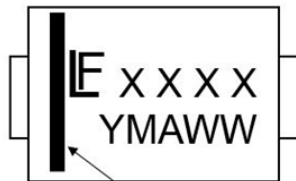
## 2.0 Affected Devices:

Automotive TVS components acquired from ON Semiconductor in package of SMB(DO214AA). Please see the attached Appendix I for a full list of affected part numbers.

## 3.0 Physical Differences/Changes:

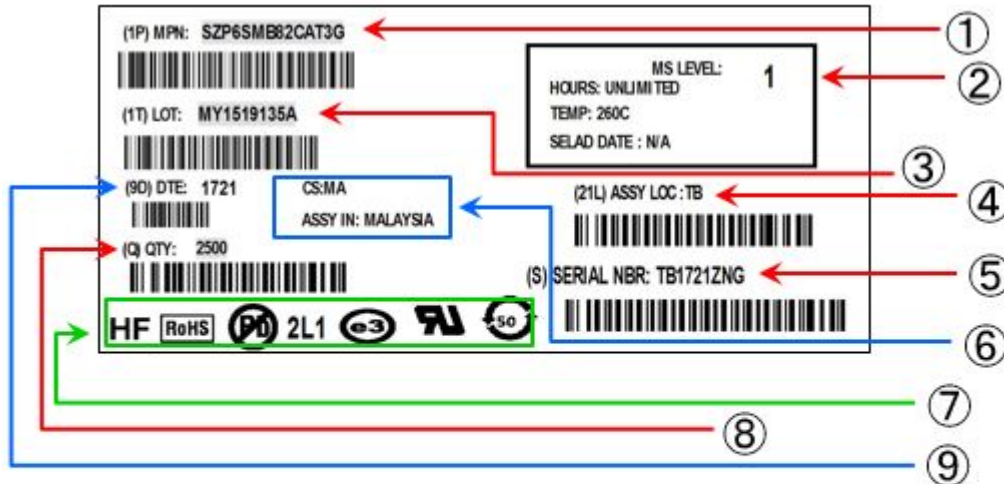
### 3.1 Marking diagram format change

Marking diagram has been changed to optimize the component traceability.

Package	ON Semi Marking [OLD]	Littelfuse Marking [NEW]	Modification Items
<b>SMB (DO214AA)</b>	 <p>POLARITY INDICATOR OPTIONAL AS NEEDED</p> <p>           A = Assembly Location            Y = Year            WW = Work Week            xx = Device Code (Refer to page 3)            ▪ = Pb-Free Package            (Note: Microdot may be in either location)         </p>	 <p>POLARITY INDICATOR OPTIONAL AS NEEDED</p> <p>           XXXX = Device Code(Max four digits)            Y = Year            M = Month            A = Assembly Location            WW = Lot Code         </p>	<ol style="list-style-type: none"> <li>1.Add Littelfuse logo</li> <li>2.Optimize trace code for better traceability</li> <li>3.Remove Pb-free dot</li> <li>4.Change polarity band quantity from three to one</li> </ol>

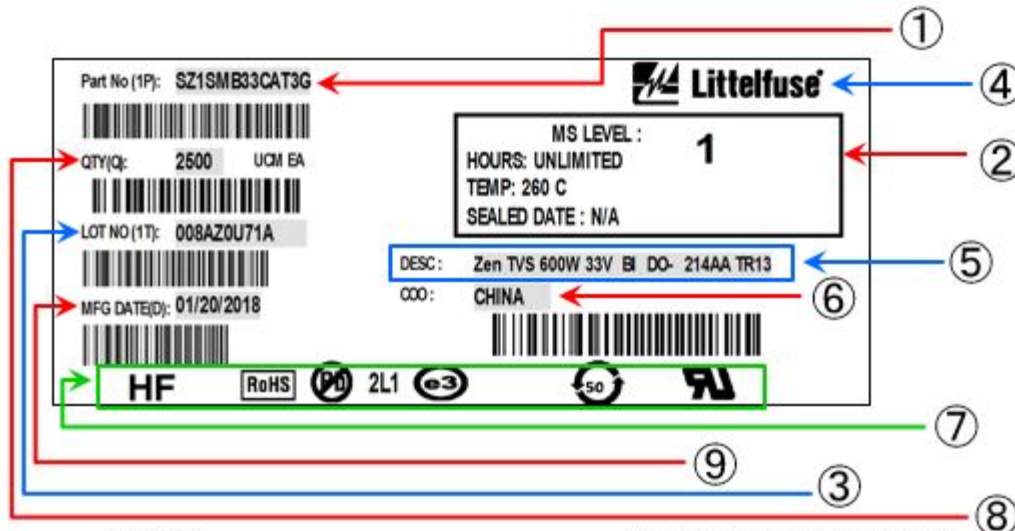
### 3.2 Label format change

#### a. ON Semiconductor's label [OLD]



- Legend:
- 1. Part number
- 2. MSL Level
- 3. Lot number
- 4. Assembly location
- 5. ON serial number
- 6. Assembly site
- 7. Compliance logo
- 8. Quantity
- 9. Manufacturing date

#### b. Littelfuse's label [NEW]



- Legend:
- 1. Part number
- 2. MSL level
- 3. Lot number
- 4. Littelfuse logo
- 5. Part number description
- 6. Assembly site
- 7. Compliance logo
- 8. Quantity
- 9. Manufacturing date



Expertise Applied | Answers Delivered

### 4.0 Qualification Test Items and Result Summary:

Discrete Semiconductor Component Qualification Result						Rev.D	April 27, 2018	
General Specification: AEC-Q101 Rev D Supplier: Littelfuse, Inc Supplier Generic P/N: SZ1SMBxxAT3G, SZ1SMBxxCAT3G SZP6SMBxxAT3G, SZP6SMBxxCAT3G Supplier Internal P/N: SZ1SMBxxAT3G, SZ1SMBxxCAT3G SZP6SMBxxAT3G, SZP6SMBxxCAT3G Requested PPAP submission date: TBD Reason for qual: Manufacturing site change for TVS acquired from ON Semi								
Supplier Manufacturing Site: Wuxi, Jiangsu, China								
Package Type: SMB								
Family Type: Zener								
Item #	Test	Test Conditions	Littelfuse Test Ref#	Ref. Spec	# Lots	S.S.	Result Fail/Total	Remarks
1	Pre- and Post-Stress Electrical Test	Electrical Characterization @ 25°C	All	Datasheet spec	all	all	0/all	Before and after all test
2	Pre-conditioning	24hr 125°C bake, 168hrs 85°C/85% humidity storage, 3 times Reflow	106385&106386&106387&106388&106395&106407	JA113	36	80	0/2880	Performed prior to UHAST, TC, IOL, H3TRB
3	External Visual	Per AEC-Q101		ML750-2071	all	all	0/all	
4	Parametric Verification	Electrical Characterization @ -65°C, 25°C & 150°C	106390&106391&106392&106393	Individual AEC user specification	10	30	0/300	
5	High Temperature Reverse Bias	Tj=150°C, 1,008hr, biased at VR	106385&106386&106387&106388	ML-STD-750-1 M1038 Method A	10	80	0/800	
6	High Temperature Gate Bias	Per AEC-Q101	N/A	JA108				
7	Temperature Cycling	TA: -65°C to +150°C, dwell time >15mins, 1,000 cycle	106385&106386&106387&106388	JA104	10	80	0/800	
8	Unbiased Highly Accelerated Stress Test	96 hours at TA=130°C/85%RH.	106385&106386&106387&106388	JA118	10	80	0/800	
9	High Humidity High Temp. Reverse Bias	TA: 85°C, RH: 85%, 1000hr, Reverse biased at VR or max 100V	106385&106386&106387&106388	JA101	10	80	0/800	
10	Intermittent Operational Life	TA:25°C, ΔTj: 100°C, TON/OFF: 2 minutes, 15,000cycles	106395&106407	ML-STD-750 Method 1037	6	80	0/480	
11	ESD Characterization	HBM:16KV,MM:1.6KV,IEC61000-4-2:30KV	106385&106386&106387&106388&109733&109735&109736&109739	CDF-AEC Q101-001 & 002	10	90	0/900	HBM :3B IEC-61000-4-2 ≥ 30KV MM :M4
12	Destructive Physical Analysis	Per AEC-Q101		AEC-Q101-004	3	2	0/6	Samples from passed H3TRB and TC
13	Physical Dimension	Per JEDEC SOD123 package dimension		JB-100	3	30	0/90	Per Datasheet Spec
14	Terminal Strength	Per AEC-Q101	N/A	ML750-2006				Evaluate lead integrity of leaded parts only
15	Resistance to Solvents	per AEC - Q101	N/A	JB-107				Laser marked
16	Constant Acceleration		N/A					Not hermetic packaged devices
17	Vibration Variable Frequency		N/A					Not hermetic packaged devices
18	Mechanical Shock		N/A					Not hermetic packaged devices
19	Hermeticity		N/A					Not hermetic packaged devices
20	Resistance to Solder Heat	Per AEC-Q101	106385&106386&106387&106388	JB-106-A	10	30	0/300	
21	Solderability	Per AEC-Q101	106385&106386&106387&106388	J-STD002	10	15	0/150	
22	Thermal Resistance	Per AEC-Q101	106416&106417	JESD-24-3, 24-4, 24-6 as appropriate	5	15	0/75	Per Datasheet Spec
23	Wire Bond Strength	Per AEC-Q101	N/A	ML750, 2037				wire bond only
24	Bond Shear		N/A					wire bond only
25	Die Shear	Per AEC-Q101	N/A	ML750, 2017				wire bond only
26	Unclamped Inductive Switching	Per AEC-Q101	N/A	CDF-AECQ101-004 Section 2				Power MOS & internally clamped IGBT only
27	Dielectric Integrity	Per AEC-Q101	N/A	CDF-AECQ101-004 Section 2				Power MOS & IGBT only
28	Short Circuit Reliability	Per AEC-Q101	N/A					For smart power parts only
29	Lead Free	Per AEC-Q101	N/A	AEC-Q005				
30	Capcitance	Bias=1V,2V,5V, 10V,50%VR, 100%VR, 1MHz,TJ = 25°C	106390&106391&106392&106393	Individual AEC user specification	10	15	0/150	
31	Surge Life(10*1000us)	10*1000us waveform,50hits	106390&106391&106392&106393	Individual AEC user specification	10	10	0/300	
32	Surge Out(10*1000)	10*1000us waveform,25°C,85°C and 150°C	106390&106391&106392&106393&108971&108972&108973&108974	Individual AEC user specification	10	30	0/300	
33	High Temperature Storage Life	TA=150°C, 1008hours	106385&106386&106387&106388	JA103	10	80	0/800	
All samples passed all requested test items by AEC-Q101 Rev.D successfully.								



Expertise Applied | Answers Delivered

**5.0 Recommendations & Conclusions:**

Based on above qualification test results, Littelfuse judged that manufacturing site transfer activities of SMB(DO214AA) package have been completed and TVS components in SMB(DO214AA) package are successfully qualified by AEC-Q101 tests.

Littelfuse released new manufacturing site to production for automotive TVS of SMB(DO214AA) package.

**6.0 Approvals:**

**Haipeng Xu**  
Senior Product Engineer  
Littelfuse, Inc.

**Sewall Wang**  
Product Engineering Manager  
Littelfuse, Inc

**7.0 Appendix I – List of part numbers affected by this PCN report**

SZ1SMB100AT3G	SZ1SMB8.5AT3G	SZ1SMB10CAT3G	SZP6SMB47CAT3G
SZ1SMB10AT3G	SZ1SMB85AT3G	SZ1SMB11CAT3G	SZP6SMB51CAT3G
SZ1SMB110AT3G	SZ1SMB9.0AT3G	SZ1SMB12CAT3G	SZP6SMB56CAT3G
SZ1SMB11AT3G	SZ1SMB90AT3G	SZ1SMB13CAT3G	SZP6SMB62CAT3G
SZ1SMB120AT3G	SCP6SMB68AT3G	SZ1SMB14CAT3G	SZP6SMB68CAT3G
SZ1SMB12AT3G	SZP6SMB100AT3G	SZ1SMB15CAT3G	SZP6SMB82CAT3G
SZ1SMB130AT3G	SZP6SMB10AT3G	SZ1SMB16CAT3G	
SZ1SMB13AT3G	SZP6SMB120AT3G	SZ1SMB17CAT3G	
SZ1SMB14AT3G	SZP6SMB12AT3G	SZ1SMB18CAT3G	
SZ1SMB150AT3G	SZP6SMB130AT3G	SZ1SMB20CAT3G	
SZ1SMB15AT3G	SZP6SMB13AT3G	SZ1SMB22CAT3G	
SZ1SMB160AT3G	SZP6SMB150AT3G	SZ1SMB24CAT3G	
SZ1SMB16AT3G	SZP6SMB15AT3G	SZ1SMB26CAT3G	
SZ1SMB170AT3G	SZP6SMB160AT3G	SZ1SMB28CAT3G	
SZ1SMB17AT3G	SZP6SMB16AT3G	SZ1SMB30CAT3G	
SZ1SMB18AT3G	SZP6SMB180AT3G	SZ1SMB33CAT3G	
SZ1SMB20AT3G	SZP6SMB18AT3G	SZ1SMB36CAT3G	
SZ1SMB22AT3G	SZP6SMB200AT3G	SZ1SMB40CAT3G	
SZ1SMB24AT3G	SZP6SMB20AT3G	SZ1SMB43CAT3G	
SZ1SMB26AT3G	SZP6SMB22AT3G	SZ1SMB45CAT3G	
SZ1SMB28AT3G	SZP6SMB24AT3G	SZ1SMB48CAT3G	
SZ1SMB30AT3G	SZP6SMB27AT3G	SZ1SMB51CAT3G	
SZ1SMB33AT3G	SZP6SMB30AT3G	SZ1SMB54CAT3G	
SZ1SMB36AT3G	SZP6SMB30SAT3G	SZ1SMB58CAT3G	
SZ1SMB40AT3G	SZP6SMB33AT3G	SZ1SMB60CAT3G	
SZ1SMB43AT3G	SZP6SMB36AT3G	SZ1SMB64CAT3G	
SZ1SMB45AT3G	SZP6SMB39AT3G	SZ1SMB75CAT3G	
SZ1SMB48AT3G	SZP6SMB43AT3G	SZP6SMB11CAT3G	
SZ1SMB5.0AT3G	SZP6SMB47AT3G	SZP6SMB12CAT3G	
SZ1SMB51AT3G	SZP6SMB51AT3G	SZP6SMB15CAT3G	
SZ1SMB54AT3G	SZP6SMB56AT3G	SZP6SMB16CAT3G	
SZ1SMB58AT3G	SZP6SMB6.8AT3G	SZP6SMB18CAT3G	
SZ1SMB6.0AT3G	SZP6SMB62AT3G	SZP6SMB20CAT3G	
SZ1SMB6.5AT3G	SZP6SMB68AT3G	SZP6SMB22CAT3G	
SZ1SMB60AT3G	SZP6SMB7.5AT3G	SZP6SMB24CAT3G	
SZ1SMB64AT3G	SZP6SMB75AT3G	SZP6SMB27CAT3G	
SZ1SMB7.0AT3G	SZP6SMB8.2AT3G	SZP6SMB30CAT3G	
SZ1SMB7.5AT3G	SZP6SMB82AT3G	SZP6SMB33CAT3G	
SZ1SMB70AT3G	SZP6SMB9.1AT3G	SZP6SMB36CAT3G	
SZ1SMB75AT3G	SZP6SMB91AT3G	SZP6SMB39CAT3G	
SZ1SMB8.0AT3G	SC1SMB5.0AT3G	SZP6SMB43CAT3G	

**7.0 Appendix I – List of part numbers affected by this PCN report**



Expertise Applied | Answers Delivered

SZ1SMB100AT3G	SZ1SMB8.5AT3G	SZ1SMB10CAT3G	SZP6SMB47CAT3G
SZ1SMB10AT3G	SZ1SMB85AT3G	SZ1SMB11CAT3G	SZP6SMB51CAT3G
SZ1SMB110AT3G	SZ1SMB9.0AT3G	SZ1SMB12CAT3G	SZP6SMB56CAT3G
SZ1SMB11AT3G	SZ1SMB90AT3G	SZ1SMB13CAT3G	SZP6SMB62CAT3G
SZ1SMB120AT3G	SCP6SMB68AT3G	SZ1SMB14CAT3G	SZP6SMB68CAT3G
SZ1SMB12AT3G	SZP6SMB100AT3G	SZ1SMB15CAT3G	SZP6SMB82CAT3G
SZ1SMB130AT3G	SZP6SMB10AT3G	SZ1SMB16CAT3G	SZ2887AT3G
SZ1SMB13AT3G	SZP6SMB120AT3G	SZ1SMB17CAT3G	SZ2985AT3G
SZ1SMB14AT3G	SZP6SMB12AT3G	SZ1SMB18CAT3G	
SZ1SMB150AT3G	SZP6SMB130AT3G	SZ1SMB20CAT3G	
SZ1SMB15AT3G	SZP6SMB13AT3G	SZ1SMB22CAT3G	
SZ1SMB160AT3G	SZP6SMB150AT3G	SZ1SMB24CAT3G	
SZ1SMB16AT3G	SZP6SMB15AT3G	SZ1SMB26CAT3G	
SZ1SMB170AT3G	SZP6SMB160AT3G	SZ1SMB28CAT3G	
SZ1SMB17AT3G	SZP6SMB16AT3G	SZ1SMB30CAT3G	
SZ1SMB18AT3G	SZP6SMB180AT3G	SZ1SMB33CAT3G	
SZ1SMB20AT3G	SZP6SMB18AT3G	SZ1SMB36CAT3G	
SZ1SMB22AT3G	SZP6SMB200AT3G	SZ1SMB40CAT3G	
SZ1SMB24AT3G	SZP6SMB20AT3G	SZ1SMB43CAT3G	
SZ1SMB26AT3G	SZP6SMB22AT3G	SZ1SMB45CAT3G	
SZ1SMB28AT3G	SZP6SMB24AT3G	SZ1SMB48CAT3G	
SZ1SMB30AT3G	SZP6SMB27AT3G	SZ1SMB51CAT3G	
SZ1SMB33AT3G	SZP6SMB30AT3G	SZ1SMB54CAT3G	
SZ1SMB36AT3G	SZP6SMB30SAT3G	SZ1SMB58CAT3G	
SZ1SMB40AT3G	SZP6SMB33AT3G	SZ1SMB60CAT3G	
SZ1SMB43AT3G	SZP6SMB36AT3G	SZ1SMB64CAT3G	
SZ1SMB45AT3G	SZP6SMB39AT3G	SZ1SMB75CAT3G	
SZ1SMB48AT3G	SZP6SMB43AT3G	SZP6SMB11CAT3G	
SZ1SMB5.0AT3G	SZP6SMB47AT3G	SZP6SMB12CAT3G	
SZ1SMB51AT3G	SZP6SMB51AT3G	SZP6SMB15CAT3G	
SZ1SMB54AT3G	SZP6SMB56AT3G	SZP6SMB16CAT3G	
SZ1SMB58AT3G	SZP6SMB6.8AT3G	SZP6SMB18CAT3G	
SZ1SMB6.0AT3G	SZP6SMB62AT3G	SZP6SMB20CAT3G	
SZ1SMB6.5AT3G	SZP6SMB68AT3G	SZP6SMB22CAT3G	
SZ1SMB60AT3G	SZP6SMB7.5AT3G	SZP6SMB24CAT3G	
SZ1SMB64AT3G	SZP6SMB75AT3G	SZP6SMB27CAT3G	
SZ1SMB7.0AT3G	SZP6SMB8.2AT3G	SZP6SMB30CAT3G	
SZ1SMB7.5AT3G	SZP6SMB82AT3G	SZP6SMB33CAT3G	
SZ1SMB70AT3G	SZP6SMB9.1AT3G	SZP6SMB36CAT3G	
SZ1SMB75AT3G	SZP6SMB91AT3G	SZP6SMB39CAT3G	
SZ1SMB8.0AT3G	SC1SMB5.0AT3G	SZP6SMB43CAT3G	