

## 1 Products affected

Product hierarchy no. *				Part no.	SBU	Type / Description	Customer part no.
SBU	PG	PGU	Type				
02	005	012	0000001150	See list below	Power Entry Mod. w/o F.	Fusedrawer 2	n.a.

\*SBU (2-digit) / PG (3-digit) / PGU (3-digit) / Type (10-digit)

List of part numbers affected						
4301.1014.22	4301.1024.03	4301.1024.47	4301.1214.24	4301.1224.12	4301.1415	4301.1014.23
4301.1024.05	4301.1024.48	4301.1214.25	4301.1224.14	4301.2814.01	4301.1014.24	4301.1024.06
4301.1214.01	4301.1214.28	4301.1224.15	4301.2814.02	4301.1014.25	4301.1024.07	4301.1214.02
4301.1214.29	4301.1224.23	4301.2814.03	4301.1014.01	4301.1014.26	4301.1024.08	4301.1214.03
4301.1214.31	4301.1224.24	4301.2814.06	4301.1014.02	4301.1014.29	4301.1024.11	4301.1214.04
4301.1214.32	4301.1224.25	4301.2814.08	4301.1014.03	4301.1014.30	4301.1024.12	4301.1214.05
4301.1214.33	4301.1224.29	4301.2814.10	4301.1014.04	4301.1014.34	4301.1024.14	4301.1214.06
4301.1214.34	4301.1224.39	4301.2814.12	4301.1014.05	4301.1014.35	4301.1024.15	4301.1214.07
4301.1214.36	4301.1224.41	4301.2814.15	4301.1014.06	4301.1014.37	4301.1024.22	4301.1214.08
4301.1214.40	4301.1401	4301.2814.41	4301.1014.07	4301.1014.38	4301.1024.23	4301.1214.10
4301.1214.41	4301.2824.03	4301.1014.08	4301.1014.39	4301.1024.24	4301.1214.11	4301.1214.42
4301.1402	4301.2824.06	4301.1014.10	4301.1014.41	4301.1024.25	4301.1214.12	4301.1214.44
4301.1403	4301.2824.08	4301.1014.11	4301.1014.49	4301.1024.26	4301.1214.13	4301.1214.52
4301.3536.03	4301.1014.12	4301.1014.51	4301.1024.34	4301.1214.14	4301.1214.54	4301.1405
4301.3536.06	4301.1014.13	4301.1014.52	4301.1024.36	4301.1214.15	4301.1214.55	4301.1407
4301.3536.08	4301.1014.14	4301.1014.53	4301.1024.37	4301.1214.16	4301.1224.03	4301.3537.06
4301.1014.15	4301.1014.54	4301.1024.38	4301.1214.19	4301.1224.05	4301.1409	4301.3537.08
4301.1014.18	4301.1024.01	4301.1024.45	4301.1214.22	4301.1224.06	4301.1411	4301.3537.11
4301.1014.20	4301.1024.02	4301.1024.46	4301.1214.23	4301.1224.08	4301.1413	4301.3537.20

## 2 Type of change

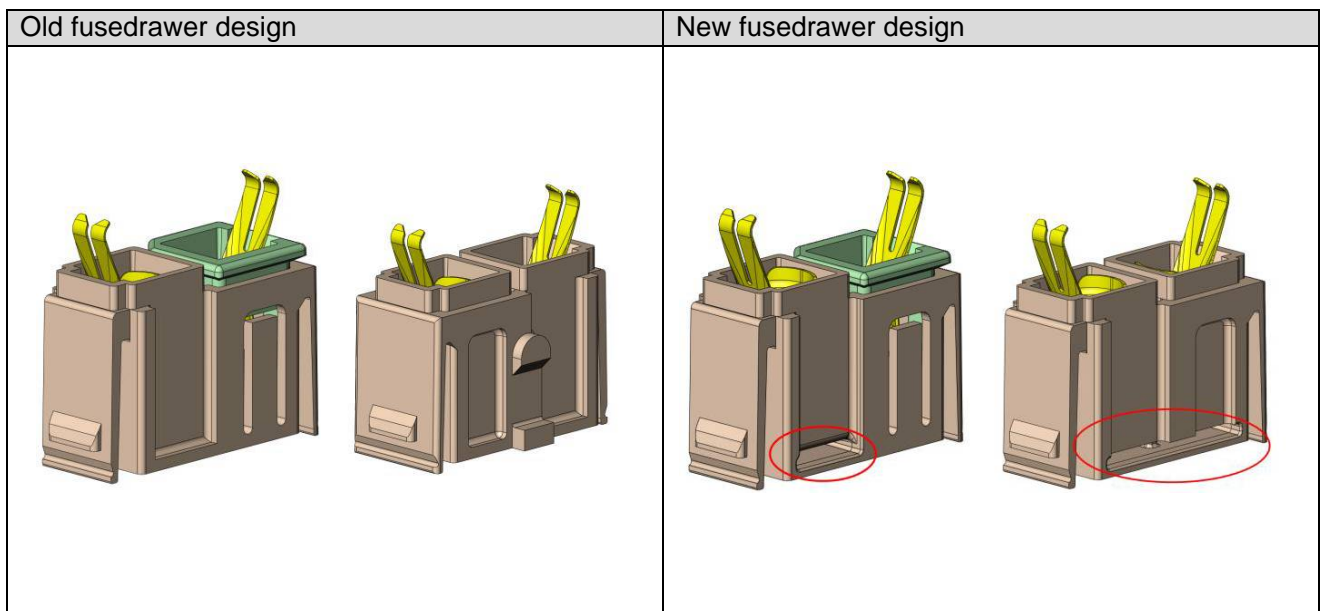
Change of plastic material from PBT+PC to PBT (Fuseholder and voltage selector)

Change of fusedrawer design (additional air gap)

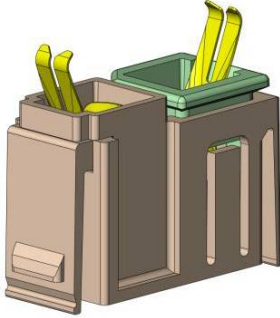
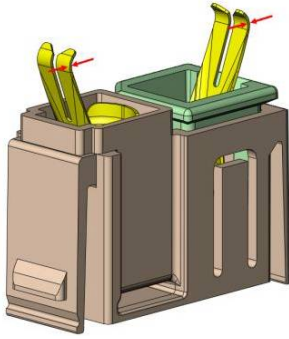



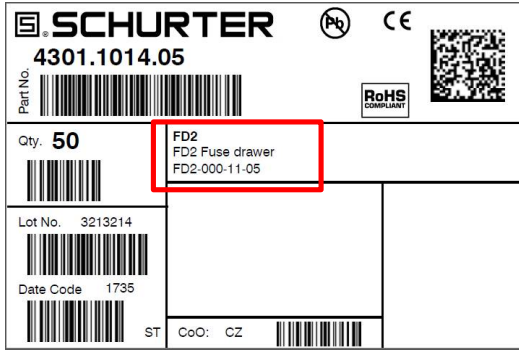
Increase of contact spring thickness

Inclusion of configuration code on label

## 3 Detail description of change



Product Change Notification					PCN Fusedrawer 2		D10-017-137
owner	creation date	release date	released by	change order no	rev	page	
sariogar	21.09.2017	22.09.2017	buerglal	2013754	C	1 of 3	

Old contact spring thickness 0.20 mm	New contact spring thickness 0.25 mm
	
Old voltage selector insert white	New voltage selector insert changed to black colour
	
Old label	New label
	<p>Name and description adjusted. Configuration code added.</p> 

#### 4 Reason of change

- Product improvement to fulfil the enhanced glow wire requirements according to the updated standard IEC 60127-6 and the standard IEC 60335-1 for appliances in unattended use.
- Recertification by VDE
- Recertification by UL
- Improvement of thermal behaviour and contact resistance by increase of contact spring thickness in order to reduce temperatures at touchable surfaces.

Product Change Notification					PCN Fusedrawer 2		
owner	creation date	release date	released by	change order no	rev	page	D10-017-137
sariogar	21.09.2017	22.09.2017	buerglal	2013754	C	2 of 3	

- Improvement of thermal behaviour by addition of air insulation between fuse carrying contact spring and touchable surface

## 5 Release date

The change will be rolled-out starting ww 37/2017 and lasts until 06<sup>th</sup> of October, 2017.

## 6 Impact of change and recommended action

Form	Yes	Change of plastic material and adjustment of fuse drawer design
Fit	No	No change for dimension
Function	No	No function change
Manufacturing	No	No change for manufacturing site
Label	Yes	Configuration Code indicated on label
Packaging	No	No change in packaging

## 7 Reference Documents / Attachments

Kind of document	Remarks
<a href="#">Datasheet Fusedrawer 2</a>	

Product Change Notification					PCN Fusedrawer 2		
owner	creation date	release date	released by	change order no	rev	page	D10-017-137
sariogar	21.09.2017	22.09.2017	buerglal	2013754	C	3 of 3	

Fusedrawer für Fuse Links 5x20 mm, with or without Voltage Selector Insert

Standard or Medical Fuse drawer



Fuse drawer without voltage selector insert  
 with shorting bar  
 (Fuse links not enclosed)

Fuse drawer with voltage selector insert  
 (Fuse links not enclosed)



**Description**

- Component
- Snap-in version from front side
- 2 Functions :
- Fuseholder for Fuse links 5x20 mm , Voltage Selector
- Approved together with power entry module

**Characteristics**

- Fuse drawer meets requirements of medical standard IEC/EN 60601-1
- Suitable for use in equipment according to IEC/UL 60950

**Other versions on request**

- Fuse drawer with other voltage values

**References**

Fits to type: DD11; DD12; DD21; DD22; KEA-Print; KFA; KMF

**Weblinks**

[pdf datasheet](#), [html-datasheet](#), [General Product Information](#), [Approvals](#), [CE declaration of conformity](#), [RoHS](#), [CHINA-RoHS](#), [REACH](#), [Distributor-Stock-Check](#), [Accessories](#), [Detailed request for product](#), [Microsite](#)

**Voltage Selector Inserts**

xx	Marking on Voltage Selector Insert / Terminal No.			
	1	2	3	4
4301.1014.01	110	150	220	-
4301.1014.02	120	-	240	-
4301.1014.03	110	-	220	-
4301.1014.04	115	-	220	-
4301.1014.05	110	-	230	-
4301.1014.06	115	-	230	-
4301.1014.07	100	110	220	240
4301.1014.08	100	120	220	240
4301.1014.10	220	-	240	-
4301.1014.11	120	220	240	-
4301.1014.12	110	220	240	-
4301.1014.14	-	-	-	-
4301.1014.15	100	120	220	-
4301.1014.23	100	115	220	240
4301.1014.24	115	230	240	-
4301.1014.29	100	120	230	240
4301.1014.34	100	115	230	240
4301.1014.49	110	220	230	240
4301.1014.51	100	-	-	-
4301.1014.52	120	220	230	240
4301.1014.53	100	-	-	-
4301.1014.54	120	220	230	240
4301.1024.02	120	-	240	-
4301.1024.03	110	-	220	-
4301.1024.05	110	-	230	-
4301.1024.06	115	-	230	-
4301.1024.07	100	110	220	240
4301.1024.08	100	120	220	240

## Marking on Voltage Selector Insert / Terminal No.

xx	1	2	3	4
4301.1024.11	120	220	240	-
4301.1024.12	110	220	240	-
4301.1024.14	-	-	-	-
4301.1024.15	100	120	220	-
4301.1024.23	100	115	220	240
4301.1024.24	115	230	240	-
4301.1024.25	100	120	230	-
4301.1024.26	220	230	240	-
4301.1024.36	100	110	120	-
4301.1024.37	100	110	230	240
4301.1024.38	110	127	230	-
4301.1024.45	100	220	230	240
4301.1024.47	100	-	120	-
4301.1024.48	100	110	230	-
4301.1214.01	110	150	220	-
4301.1214.02	120	-	240	-
4301.1214.03	110	-	220	-
4301.1214.05	110	-	230	-
4301.1214.06	115	-	230	-
4301.1214.07	100	110	220	240
4301.1214.08	100	120	220	240
4301.1214.10	220	-	240	-
4301.1214.11	120	220	240	-
4301.1214.12	110	220	240	-
4301.1214.13	115	220	240	-
4301.1214.14	-	-	-	-
4301.1214.15	100	120	220	-
4301.1214.16	50 Hz	-	60 Hz	-
4301.1214.19	117	220	240	-
4301.1214.22	110	220	230	-
4301.1214.23	100	115	220	240
4301.1214.24	115	230	240	-
4301.1214.25	100	120	230	-
4301.1214.28	120	230	-	-
4301.1214.29	100	120	230	240
4301.1214.31	-	120	230	-
4301.1214.32	100	120	200	240
4301.1214.33	110	120	220	240
4301.1214.34	100	115	230	240
4301.1214.36	100	110	120	-
4301.1214.40	110	220	240	120
4301.1214.41	100	115	230	-
4301.1214.42	200	230	240	-
4301.1214.44	1	2	3	4
4301.1214.55	230	-	115	-
4301.1224.03	110	-	220	-
4301.1224.05	110	-	230	-
4301.1224.06	115	-	230	-
4301.1224.08	100	120	220	240
4301.1224.12	110	220	240	-
4301.1224.14	-	-	-	-
4301.1224.15	100	120	220	-
4301.1224.24	115	230	240	-
4301.1401	-	-	-	-
4301.1403	-	-	-	-

xx	Marking on Voltage Selector Insert / Terminal No.			
	1	2	3	4
4301.1405	-	-	-	-
4301.1407	-	-	-	-
4301.1409	-	-	-	-
4301.1411	-	-	-	-
4301.1413	-	-	-	-
4301.1415	-	-	-	-
4301.2814.01	110	150	220	-
4301.2814.03	110	-	220	-
4301.2814.06	115	-	230	-
4301.2814.08	100	120	220	240
4301.2814.15	100	120	220	-
4301.2814.41	100	115	230	-
4301.2824.03	110	-	220	-
4301.2824.06	115	-	230	-
4301.2824.08	100	120	220	240
4301.3536.03	110	-	220	-
4301.3536.06	115	-	230	-
4301.3536.08	100	120	220	240
4301.3537.08	100	120	220	240
4301.3537.11	120	220	240	-

Index "xx" matches the last two characters of the Order Number within the Variants

### All Variants

Mounting	Voltage Selector	Fuseholder	Comment	Suitable for	Order Number
Extra-Safe		1-pole	-	1), 2), 3)	4301.1407
Extra-Safe		1-pole	spare fuse case	1), 2), 3)	4301.1411
Fingergrip		1-pole	-	1), 2), 3)	4301.1405
Fingergrip		1-pole	spare fuse case	1), 2), 3)	4301.1409
Extra-Safe		2-pole	-	1), 2), 3)	4301.1403
Extra-Safe		2-pole	shorting bar in the neutral side	1), 2), 3)	4301.1415
Fingergrip		2-pole	-	1), 2), 3)	4301.1401
Fingergrip		2-pole	shorting bar in the neutral side	1), 2), 3)	4301.1413
Extra-Safe	●	1-pole	-	1)	4301.1224.03
Extra-Safe	●	1-pole	-	1)	4301.1224.05
Extra-Safe	●	1-pole	-	1)	4301.1224.06
Extra-Safe	●	1-pole	-	1)	4301.1224.08
Extra-Safe	●	1-pole	-	1)	4301.1224.12
Extra-Safe	●	1-pole	-	1)	4301.1224.14
Extra-Safe	●	1-pole	-	1)	4301.1224.15
Extra-Safe	●	1-pole	-	1)	4301.1224.24
Extra-Safe	●	1-pole	spare fuse case	1)	4301.2824.03
Extra-Safe	●	1-pole	spare fuse case	1)	4301.2824.06
Extra-Safe	●	1-pole	-	1)	4301.2824.08
Fingergrip	●	1-pole	-	1)	4301.1214.01
Fingergrip	●	1-pole	-	1)	4301.1214.02
Fingergrip	●	1-pole	-	1)	4301.1214.03
Fingergrip	●	1-pole	-	1)	4301.1214.05
Fingergrip	●	1-pole	-	1)	4301.1214.06
Fingergrip	●	1-pole	-	1)	4301.1214.07
Fingergrip	●	1-pole	-	1)	4301.1214.08
Fingergrip	●	1-pole	-	1)	4301.1214.10
Fingergrip	●	1-pole	-	1)	4301.1214.11
Fingergrip	●	1-pole	-	1)	4301.1214.12

Mounting	Voltage Selector	Fuseholder	Comment	Suitable for	Order Number
Fingergrip	●	1-pole	-	1)	4301.1214.13
Fingergrip	●	1-pole	-	1)	4301.1214.14
Fingergrip	●	1-pole	-	1)	4301.1214.15
Fingergrip	●	1-pole	-	1)	4301.1214.16
Fingergrip	●	1-pole	-	1)	4301.1214.19
Fingergrip	●	1-pole	-	1)	4301.1214.22
Fingergrip	●	1-pole	-	1)	4301.1214.23
Fingergrip	●	1-pole	-	1)	4301.1214.24
Fingergrip	●	1-pole	-	1)	4301.1214.25
Fingergrip	●	1-pole	-	1)	4301.1214.28
Fingergrip	●	1-pole	-	1)	4301.1214.29
Fingergrip	●	1-pole	-	1)	4301.1214.31
Fingergrip	●	1-pole	-	1)	4301.1214.32
Fingergrip	●	1-pole	-	1)	4301.1214.33
Fingergrip	●	1-pole	-	1)	4301.1214.34
Fingergrip	●	1-pole	-	1)	4301.1214.36
Fingergrip	●	1-pole	-	1)	4301.1214.40
Fingergrip	●	1-pole	-	1)	4301.1214.41
Fingergrip	●	1-pole	-	1)	4301.1214.42
Fingergrip	●	1-pole	-	1)	4301.1214.44
Fingergrip	●	1-pole	spare fuse case	1)	4301.2814.01
Fingergrip	●	1-pole	spare fuse case	1)	4301.2814.03
Fingergrip	●	1-pole	spare fuse case	1)	4301.2814.06
Fingergrip	●	1-pole	spare fuse case	1)	4301.2814.08
Fingergrip	●	1-pole	spare fuse case	1)	4301.2814.15
Fingergrip	●	1-pole	spare fuse case	1)	4301.2814.41
Extra-Safe	●	2-pole	-	1)	4301.1024.02
Extra-Safe	●	2-pole	-	1)	4301.1024.03
Extra-Safe	●	2-pole	-	1)	4301.1024.05
Extra-Safe	●	2-pole	-	1)	4301.1024.06
Extra-Safe	●	2-pole	-	1)	4301.1024.07
Extra-Safe	●	2-pole	-	1)	4301.1024.08
Extra-Safe	●	2-pole	-	1)	4301.1024.11
Extra-Safe	●	2-pole	-	1)	4301.1024.12
Extra-Safe	●	2-pole	-	1)	4301.1024.14
Extra-Safe	●	2-pole	-	1)	4301.1024.15
Extra-Safe	●	2-pole	-	1)	4301.1024.23
Extra-Safe	●	2-pole	-	1)	4301.1024.24
Extra-Safe	●	2-pole	-	1)	4301.1024.25
Extra-Safe	●	2-pole	-	1)	4301.1024.26
Extra-Safe	●	2-pole	-	1)	4301.1024.36
Extra-Safe	●	2-pole	-	1)	4301.1024.37
Extra-Safe	●	2-pole	-	1)	4301.1024.38
Extra-Safe	●	2-pole	-	1)	4301.1024.45
Extra-Safe	●	2-pole	-	1)	4301.1024.47
Extra-Safe	●	2-pole	-	1)	4301.1024.48
Extra-Safe	●	2-pole	shorting bar in the neutral side	1)	4301.3537.08
Extra-Safe	●	2-pole	shorting bar in the neutral side	1)	4301.3537.11
Fingergrip	●	2-pole	-	1)	4301.1014.01
Fingergrip	●	2-pole	-	1)	4301.1014.02
Fingergrip	●	2-pole	-	1)	4301.1014.03
Fingergrip	●	2-pole	-	1)	4301.1014.04
Fingergrip	●	2-pole	-	1)	4301.1014.05
Fingergrip	●	2-pole	-	1)	4301.1014.06
Fingergrip	●	2-pole	-	1)	4301.1014.07

Mounting	Voltage Selector	Fuseholder	Comment	Suitable for	Order Number
Fingergrip	●	2-pole	-	1)	4301.1014.08
Fingergrip	●	2-pole	-	1)	4301.1014.10
Fingergrip	●	2-pole	-	1)	4301.1014.11
Fingergrip	●	2-pole	-	1)	4301.1014.12
Fingergrip	●	2-pole	-	1)	4301.1014.14
Fingergrip	●	2-pole	-	1)	4301.1014.15
Fingergrip	●	2-pole	-	1)	4301.1014.23
Fingergrip	●	2-pole	-	1)	4301.1014.24
Fingergrip	●	2-pole	-	1)	4301.1014.29
Fingergrip	●	2-pole	-	1)	4301.1014.34
Fingergrip	●	2-pole	-	1)	4301.1014.49
Fingergrip	●	2-pole	shorting bar in the neutral side	1)	4301.3536.03
Fingergrip	●	2-pole	shorting bar in the neutral side	1)	4301.3536.06
Fingergrip	●	2-pole	shorting bar in the neutral side	1)	4301.3536.08

Most Popular.

Availability for all products can be searched real-time: <https://www.schurter.com/en/Stock-Check/Stock-Check-SCHURTER>

- 1) KEA, KFA;
- 2) KEA-Print (without voltage selector)
- 3) KM, DD11, DD12, DD21, DD22 (only 1-/2-pole, without voltage selector)

"xx" see Voltage Selector Insert Table

**Packaging unit**      50 Pcs